



**FernUniversität in Hagen**

**Solving a Bi-Objective Winner Determination Problem in a  
Transportation Procurement Auction**

Tobias Buer and Giselher Pankratz

Diskussionsbeitrag Nr. 448

Februar 2010

Dieser Beitrag ist eine überarbeitete und erweiterte Fassung des  
Diskussionsbeitrags Nr. 439.

This report is a revised and extended version of working paper No. 439.

Diskussionsbeiträge der Fakultät für Wirtschaftswissenschaft der FernUniversität in Hagen  
Herausgegeben vom Dekan der Fakultät

Alle Rechte liegen bei den Autoren

# Solving a Bi-Objective Winner Determination Problem in a Transportation Procurement Auction

Tobias Buer and Giselher Pankratz

## Abstract

This paper introduces a bi-objective winner determination problem which arises in the procurement of transportation contracts via combinatorial auctions. The problem is modelled as an extension to the set covering problem and considers the minimisation of the total procurement costs and the maximisation of the service-quality level of the execution of all transportation contracts tendered. To solve the problem, an exact branch-and-bound algorithm and eight variants of a multiobjective genetic algorithm are proposed. The algorithms are tested using a set of new benchmark instances which comply with important economic features of the transportation domain. For some smaller instances, the branch-and-bound algorithm finds all optimal solutions. Large instances are used to compare the relative performance of the eight genetic algorithms. The results indicate that the quality of a solution depends largely on the initialisation heuristic and suggest also that a well-balanced combination of different operators is crucial to obtain good solutions. The best of all eight genetic algorithms is also evaluated using the small instances with the results being compared to those of the exact branch-and-bound algorithm.

**keywords:** bi-objective winner determination problem; multiobjective genetic algorithm; combinatorial auction

University of Hagen, Faculty of Business Administration and Economics  
Department of Information Systems, Prof. Dr. H. Gehring  
Profilstr. 8, 58084 Hagen, Germany

E-Mail tobias.buer@fernuni-hagen.de  
giselher.pankratz@fernuni-hagen.de  
Tel. +49 2331 987 4399  
Fax +49 2331 987 4447

Please cite as: Buer, T. and Pankratz, G.: Solving a Bi-Objective Winner Determination Problem in a Transportation Procurement Auction, Working Paper No. 448, Faculty of Business Administration and Economics, University of Hagen (Germany), 2010.

# Solving a Bi-Objective Winner Determination Problem in a Transportation Procurement Auction

Tobias Buer and Giselher Pankratz

## 1 Procurement of Transportation Contracts

Shippers, like retailers as well as industrial enterprises often procure the transportation services they require via reverse auctions, where the objects under auction are *transportation contracts*. Usually, such contracts are designed as framework agreements lasting for a period of one to three years, and defining a pick-up location, a delivery location, and the type and volume of goods that are to be transported between both locations. Additionally, further details such as a contract-execution frequency, e.g. delivery twice a week, and the required quality of service, e.g. an on-time delivery quota, are specified in a transportation contract. A carrier can bid for one or more contracts. In each bid, the carrier states how much he wants to be paid for accepting the specified contracts.

Transportation procurement auctions are of high economic relevance. Caplice and Sheffi [4] report on the size of real world transportation auctions in which they were involved over a period of five years. According to their report, in a single transportation auction up to 470 (median 100) carriers participated, up to 5,000 (median 800) lanes were tendered, and the annual cost of transportation amounted up to US-\$ 700 million (median US-\$ 75 million). Elmaghraby and Keskinocak [9] present a case study of a procurement auction event in which a do-it-yourself chain operating mainly in North America procured transportation services for about a quarter of the in-bound moves to their chain stores, which corresponds to a number of over 600 lanes. In the study at hand, the terms *lane* and *transportation contract* are used interchangeably.

In the scenario presented here there are a number of interesting problems on the carrier's as well as on the shipper's side. This paper focuses on the allocation problem that has to be solved by the shipper after all bids are submitted. In particular, two characteristics of the given scenario are of interest.

*First*, from a carrier's point of view, there are complementarities between some of the contracts. That is, the costs for executing some contracts simultaneously are lower than the sum of the costs of executing each of these contracts in isolation. The cost effect of such complementarities is also referred to as economies of scope.

*Second*, allocation of contracts to carriers has to be done taking into account multiple, often conflicting

decision criteria. While some of the criteria (e.g. limiting the total number of carriers employed) may be naturally expressed as side constraints, other criteria should be considered explicitly as objectives. In particular, there is usually a trade-off between the classical cost-minimisation goal on the one hand and the desire for high service-quality on the other. Both objectives are of almost equal importance to most shippers, cf. Caplice and Sheffi [3] and Sheffi [19].

In their recent review of the carrier selection literature, Meixell and Norbis [16] identified that the issue of economies of scope is dealt with in only a few papers and should be emphasised in future research. In order to exploit economies of scope (i.e., complementarities) between contracts in the bidding process, the use of so-called combinatorial auctions is increasingly recommended [1], [2], [19]. Combinatorial auctions allow carriers to submit bids on any subset of all tendered contracts ("bundle bids"). Through this, carriers can express their preferences more extensively than in classical auction formats. However, bundle bidding complicates the selection of winning bids. This problem is known as the winner determination problem (WDP) of combinatorial auctions. In the procurement context, the WDP is usually modeled as a variant of a set partitioning or set covering problem, both of which are NP-hard combinatorial optimisation problems. For a survey on winner determination problems see e.g. [1].

As to the multiple-criteria property of the allocation problem, there are two ways by which most shippers solve the conflict between cost and quality goals:

One way is to restrict participation in the auction to those carriers that comply with the minimum quality standard required to meet the quality demands of any of the contracts. Thus, the service-quality performance of all remaining carriers is considered equal, and the only objective is to minimise total procurement costs. Unfortunately, unless the contract requirements are fairly homogenous, this approach leads to the quality requirements of many contracts being exceeded. The second way is to take into account service-quality performance differences between carriers by applying penalties or bonuses to the bundle bid prices, depending e.g. on a carrier's service-quality in previous periods.

This paper focuses on a third alternative, which integrates quality and cost criteria by explicitly modeling the WDP as a bi-objective optimisation problem. This model extends a previous model presented in [2], which can be seen as a special case of the model presented in this paper.

Previous work does not generally focus on modeling and solving winner determination problems under explicit consideration of multiple objectives. Different kinds of winner determination problems in combinatorial auctions for transportation contracts are treated in [4], [9], [14], [19], [20]. All these studies

focus on bundle bidding to exploit complementarities between contracts and consider minimisation of total procurement costs to be the only objective.

The structure of the remaining paper is as follows: section two defines the bi-objective winner determination problem that is being studied. To solve this problem, an exact bi-objective branch-and-bound and a bi-objective genetic algorithm are introduced in chapter three. The algorithms are evaluated on newly generated benchmark instances in chapter four. Finally, section five gives an outlook on planned future work.

## 2 A Bi-Objective Winner Determination Problem (2WDP-SC)

The winner determination problem (WDP) of a combinatorial procurement auction with two objectives is a generalisation of the well-known set covering problem (SC). Hence the problem at hand is called 2WDP-SC. It is formulated as follows:

Given are a set of transport contracts  $T$ . Let  $t$  denote a transport contract with  $t \in T$ ; a set of bundle bids  $B$  where a bundle bid  $b \in B$  is defined as triple  $b := (c, \tau, p)$ . This means a carrier  $c \in C$  is willing to execute the subset of transport contracts  $\tau$  at a price of  $p$ . Given is furthermore a set  $Q := \{q_{ct} | \forall c \in C \wedge \forall t \in T\}$  where  $q_{ct} \geq 0$  indicates the quality level by which carrier  $c$  fulfils the transport contract  $t$ .

The task is to find a set of winning bids  $W \subseteq B$ , such that every transport contract  $t$  is covered by at least one bid  $b$ . Furthermore the total procurement costs, expressed in objective function  $f_1$ , are to be minimised and the total service quality, expressed in objective function  $f_2$ , is to be maximised. The 2WDP-SC is modelled as follows:

$$\min f_1(W) = \sum_{b \in W} p(b) \quad (1)$$

$$\max f_2(W) = \sum_{t \in T} \max\{q_{ct} | c \in \{c(b) | b \in W \wedge t \in \tau(b)\}\} \quad (2)$$

$$\text{s.t. } \bigcup_{b \in W} \tau(b) = T \quad (3)$$

Each transport contract  $t$  has to be chosen at least once (3). Accordingly, some contracts may be covered by two or more winning bids and therefore "paid more than once" by the shipper. Hence, preferring a set covering to a set partitioning formulation might seem at first counterintuitive. However, given the same

set of bundle bids, the total cost of an optimal solution to the set covering problem never exceeds the total cost of an optimal set partitioning solution and might be even lower. Of course, a set partitioning formulation is appropriate if each carrier could be forced to submit a bundle bid on each of the  $2^{|T|} - 1$  contract combinations. However, this seems unrealistic in practical scenarios due to the high number of possible combinations. For this reason, from the shipper’s point of view, the set covering formulation appears more suitable. Nevertheless, if a contract is covered by more than one winning bid, there is at least one carrier who must not carry out this contract, although that carrier’s bid won the auction. In the scenario at hand this is possible, as it appears reasonable to assume free disposal [18]. In the transportation-procurement context, free disposal means that a carrier has no disadvantage if he is asked by the shipper to carry out fewer contracts than he was paid for.

The first objective function (1) minimises the total cost of the winning bids. The second objective function (2) maximises the total service-quality level of all transport contracts. Note that  $\{c(b) | b \in W \wedge t \in \tau(b)\}$  is the set of carriers who have won a bid on transport contract  $t$ . Since contracts need to be executed only once, but may be part of more than one winning bid, it is not appropriate to simply add up the respective qualification values of all  $b \in W$ . Instead, it appears reasonable to assume that the shipper will break ties in favor of the bidder who offers the highest service level for a given contract. Hence, by assumption, for each transport contract  $t$  only the maximum qualification values  $q_{ct}$  with  $c \in \{c(b) | b \in W \wedge t \in \tau(b)\}$  are added up. Note that this rule might introduce an incentive for the carriers towards undesired strategic-bidding behavior. As this paper does not focus on auction-mechanism design, we leave this issue to forthcoming research.

### **3 Solution Approaches for the Bi-Objective Winner Determination Problem**

To solve the 2WDP-SC, this section presents two algorithms. The first is an exact algorithm based on the idea of branch-and-bound. Taking into account the NP-hardness of the bi-objective set covering problem, the non-linear objective function  $f_2$ , and the large size of real world problems, the branch-and-bound approach will probably solve only some of the relevant problems in reasonable time. Therefore, a second solution approach is presented which is an extension to a successfully applied multiobjective genetic algorithm.

Both algorithms aim to find all trade-off solutions without weighting the two objective functions. Thus the shipper does not have to quantify his preferences, which can be challenging [19]. Both algorithms find a set of non-dominated solutions (the true Pareto set or a good approximation set, respectively). The shipper finally has to choose a solution from this set according to his subjective preferences. The latter is outside the scope of this study. For notational convenience, the 2WDP-SC is treated in the following as a pure minimisation problem, i.e. the objective function  $f_2$  is redefined as  $f_2 := (-1) \cdot f_2$  and is to be minimised.

At first, the underlying terminology is defined (cf. e.g. [24]): The set of all feasible solutions of an optimisation problem is denoted by  $X$ . A solution  $x \in X$  is evaluated by a vector-valued objective function  $\mathbf{f}(x) = (f_1(x), \dots, f_m(x))$  with  $\mathbf{f}(x) \in \mathbb{R}^m$ . A solution  $x^1 \in X$  dominates another solution  $x^2 \in X$  (written  $x^1 \prec x^2$ ), if and only if no component of the vector-valued objective function  $\mathbf{f}(x^1)$  is larger and at least one component of  $\mathbf{f}(x^1)$  is smaller than the corresponding component of  $\mathbf{f}(x^2)$ . A solution  $x^*$  is called *Pareto optimal* if there is no  $x \in X$  that dominates  $x^*$ . The set of all Pareto optimal solutions is called *Pareto (solution) set*  $\Omega^*$ . A set of solutions  $\Omega$  is called an approximation of  $\Omega^*$  or *(Pareto) approximation set*, if every solution in  $\Omega$  is not dominated by any other solution in  $\Omega$ .

### 3.1 A Branch-and-Bound Algorithm Based on the Epsilon-constraint Method

In order to solve the 2WDP-SC exactly, the Epsilon-constraint method ([12], [5]) is used. The idea of the Epsilon-Constraint method is to optimise a single objective function, treating the other objective functions as additional side constraints whose values each are bounded by a particular  $\varepsilon$ . To obtain the Pareto set a proper sequence of the resulting single objective optimisation problem has to be solved for different values of  $\varepsilon$ . Here, the 2WDP-SC is scalarised by treating  $f_2$  as side constraint. The derived single objective minimisation problem is denoted as  $\varepsilon$ WDP-SC and consists of the objective function (1) with the covering constraint (3) and the epsilon-constraint  $f_2(W) < \varepsilon$ .

Using a general branch-and-bound approach based on linear relaxation and independent of the problem, though seeming natural, proved unsuitable for solving the  $\varepsilon$ WDP-SC. This is due to the non-linearity of the second objective function  $f_2$ , in which for each transport contract, a  $\max\{\cdot\}$  term is calculated and the results are summed up over all contracts. To obtain a linear model, all  $\max\{\cdot\}$  terms have to be replaced by additional side constraints and additional decision variables (e.g. [21]). Compared to the  $|B|$  decision variables of the non-linear  $\varepsilon$ WDP-SC, the linearised variant of the model contains  $|B| + |T| + |T| \cdot |B|$  decision variables. For example, even for a small problem instance with 40 bundle bids and 20 contracts there

are already 860 decision variables.

Therefore, a problem-specific branch-and-bound procedure is introduced to solve the  $\varepsilon$ WDP-SC. This algorithm, referred to as  $\varepsilon$ Lookahead-Branch-and-Bound ( $\varepsilon$ LBB), consists of two main components. The first component (*repeatLBBForDifferentEpsilons*, Alg. 1) iteratively selects a feasible value for  $\varepsilon$  and hands it over to the second component, the actual branch-and-bound procedure *LookaheadBB* (Alg. 2). This procedure solves the  $\varepsilon$ WDP-SC to find the cost minimal solution for the given quality level  $\varepsilon$ .

Alg. 1 initially determines the worst and the best possible values of  $f_2$ , which relate to the maximum and minimum  $\varepsilon$ -values, respectively (keep in mind that  $f_2$  was redefined to a minimisation objective). On the one hand, the maximum (worst) feasible value for  $\varepsilon$  is calculated by solving the  $\varepsilon$ WDP-SC using *LookaheadBB* with  $\varepsilon = 0$ . The obtained solution coincides with the minimal cost solution of the set covering problem and is moreover the first Pareto optimal solution. On the other hand, the minimum (best) possible value for  $\varepsilon$ , denoted as  $\varepsilon^*$ , is simply given by  $f_2(B)$  (generally,  $B$  is not in the Pareto set).

After the minimum and maximum bounds for  $\varepsilon$  are known, *repeatLBBForDifferentEpsilons* triggers *LookaheadBB* to consecutively calculate the solutions in the Pareto set. Alg. 1 computes in each iteration of the while-loop one solution. The loop starts with the highest (worst)  $\varepsilon$ , calls *LookaheadBB* and then decreases  $\varepsilon$  to the  $f_2$  value of the current Pareto solution until  $\varepsilon = \varepsilon^*$ . By this approach, the number of required while-iterations to find the Pareto set is minimal, i.e. the number of costly *LookaheadBB* calls is as low as possible.

---

**Algorithm 1** repeatLBBForDifferentEpsilons

---

```

1: input: set of bundle bids  $B$ 
2:  $W \leftarrow \text{LookaheadBB}(B, 0)$ 
3: initialise approximation set  $\Omega \leftarrow \{W\}$ 
4:  $\varepsilon \leftarrow f_2(W)$  // worst (highest)  $\varepsilon$ 
5:  $\varepsilon^* \leftarrow f_2(B)$  // best (lowest)  $\varepsilon$ 
6: while  $\varepsilon > \varepsilon^*$  do
7:    $W \leftarrow \text{LookaheadBB}(B, \varepsilon)$ 
8:    $\Omega \leftarrow \Omega \cup \{W\}$ 
9:    $\varepsilon \leftarrow f_2(W)$ 
10: end while
11: output:  $\Omega$  which is the Pareto set

```

---

The branch-and-bound procedure *LookaheadBB* (Alg. 2) solves the  $\varepsilon$ WDP-SC for a given  $\varepsilon$  and the set of bundle bids  $B$ , represented as sequence  $(b_i)_{b \in B}$  with  $1 \leq i \leq \max$  and  $\max = |B|$ , by implicitly enumerating the solution space. The solution space is divided into subspaces which are represented in the



branch-and-bound tree as problem nodes. Here, a problem node is a triple  $PN := (W, i, lb)$  in which  $PN.W$  represents the current (probably incomplete) solution, i.e. the set of winning bids,  $PN.i$  represents the index of the bundle bid investigated in the node, and  $PN.lb$  is the lower bound of the current solution  $PN.W$  for  $f_1$ . All active problem nodes are saved in a priority *queue* according to ascending values of  $PN.lb$ .

---

**Algorithm 2** LookaheadBB

---

```

1: input:  $(b_1, \dots, b_{max}), \varepsilon$ 
2:  $bestCost \leftarrow \infty$ 
3:  $bestSolution \leftarrow \{\}$ 
4: initial problem node  $PN \leftarrow \{\{\}, 1, \infty\}$ 
5: initialise queue and add  $PN$  to queue
6: while queue not empty do
7:    $PN \leftarrow$  problem node with minimum lower bound from queue
8:   remove  $PN$  from queue
9:
10:   $contribute \leftarrow \mathbf{false}$ 
11:  if  $f_1(PN.W \cup \{b_{PN.i}\}) < bestCost$  then
12:    if  $\tau(b_{PN.i}) \setminus \bigcup_{b \in PN.W} \tau(b) \neq \emptyset$  then
13:       $contribute \leftarrow \mathbf{true}$ 
14:    else if  $f_2(PN.W) \geq \varepsilon$  and  $f_2(PN.W \cup b_{PN.i}) < f_2(PN.W)$  then
15:       $contribute \leftarrow \mathbf{true}$ 
16:    end if
17:  end if
18:
19:  if  $contribute = \mathbf{true}$  then
20:     $PN1 \leftarrow \{PN.W \cup \{b_{PN.i}\}, PN.i + 1, PN.lb\}$ 
21:     $processNode(PN1)$ 
22:  end if
23:
24:   $freeBids \leftarrow \{b_i \in (b_1, \dots, b_{max}) \mid i > PN.i\}$ 
25:  if  $PN.W \cup freeBids$  is feasible then
26:     $PN2 \leftarrow \{PN.W, PN.i + 1, PN.lb\}$ 
27:     $processNode(PN2)$ 
28:  end if
29: end while
30: output:  $bestSolution$ 

```

---

The algorithm was developed according to the following main ideas:

*Branching on bundle bids.* Each node  $PN$  has two potential descendants  $PN1$  and  $PN2$ .  $PN1$  contains the current bundle bid  $b_{PN.i}$  as winning bid ( $b_{PN.i} \in PN1.W$ ), whereas  $PN2$  does not ( $b_{PN.i} \notin PN2.W$ ). Two additional rules are used to decide whether a descendant node should be generated at all:

- $PN1$  is only generated if  $b_{PN,i}$  contributes to reach a feasible solution. This means that the current bundle bid  $b_{PN,i}$  has to cover at least one transport contract uncovered so far, or, if the epsilon constraint is not yet met, adding  $b_{PN,i}$  must reduce  $f_2$ .
- On the other hand,  $PN2$  is only generated if the current winning bids  $PN.W$  and the remaining *free bids* jointly lead to a feasible solution with respect to both the covering and the epsilon constraints. In checking this property, the algorithm has to lookahead on future bundle bids, which led to the labelling *Lookahead* in  $\epsilon$ LBB.

*Solving a relaxed problem to obtain a lower bound.* For each problem node, a lower bound is calculated by solving a residual set covering problem which is defined through the remaining free bids, the transport contracts still uncovered, and by dropping the integrality constraints.

*LookaheadBB* uses the procedure *processNode* (Alg. 3) to control how to continue processing a given PN. Provided that  $PN.W$  is feasible and a new lowest cost solution is found, the current best solution and the current best cost value are updated. Additionally, all problem nodes from the *queue* whose lower bound is less than the current best-known cost value are removed. Provided that  $PN.W$  is infeasible, a new lower bound  $PN.lb$  is computed. The lower bound equals  $f_1(PN.W)$  plus the cost value of the optimal solution to the residual linear relaxed set covering problem. This set covering problem is defined by those contracts *not* covered by  $PN.W$  which have to be covered by a subset of the bundle bids given by *freeBids*.

---

**Algorithm 3** processNode

---

```

1: input: problem node PN
2: if  $PN.W$  is feasible then
3:   if  $f_1(PN.W) < bestCost$  then
4:      $bestCost \leftarrow f_1(PN.W)$ ;
5:      $bestSolution \leftarrow PN.W$ 
6:     delete all problem nodes in queue with lower bound  $\geq bestCost$ 
7:   end if
8: else
9:   if  $PN.i \leq |B|$  then
10:     $PN.lb \leftarrow f_1(PN.W) + \text{cost of linear relaxed solution to the residual set covering problem.}$ 
11:    add PN to queue
12:   end if
13: end if

```

---

## 3.2 A Genetic Algorithm Based on SPEA2

To heuristically solve the 2WDP-SC a multiobjective genetic algorithm (MOGA) is applied. This approach has been proven suitable for solving hard multiobjective combinatorial optimisation problems, e.g. [7]. The proposed MOGA follows the Pareto approach and searches for a set of non-dominated solutions.

To find a Pareto approximation set, a MOGA controls a set of core heuristics. The core heuristics of a MOGA can be divided into problem-specific and problem-independent operators. For those problem-independent operators which care for the specialties of population management in the multiobjective case (fitness-assignment strategy, selection of parents and insertion of children in the population), the methods proposed by Zitzler et al. in their Strength Pareto Evolutionary Algorithm 2 (SPEA2) are applied [22], [23]. The decision to use SPEA2 relies on its competitive performance particularly for solving bi-objective combinatorial optimisation problems [23]. In addition, standard bitflip mutation and standard uniform crossover [8] have been chosen as problem-independent mutation and crossover operators, respectively.

As problem-specific operators, three core heuristics are introduced: *Simple Insert*, *Greedy Randomised Construction* and *Remove If Feasible*. Remove If Feasible is applied as a problem-specific mutation operator, whereas Simple Insert and Greedy Randomised Construction are both used to initialise a population as well as to repair an infeasible solution. The latter is necessary because both the uniform crossover operator and the bitflip mutation operator may end up with infeasible solutions.

Since all three problem-specific core heuristics operate on encoded individuals, the chosen encoding is presented first. A binary encoding of a solution seems suitable for set covering-based problems like the 2WDP-SC. Every gene represents a bundle bid  $b$ . If  $b \in W$  the gene value is 1, and if  $b \notin W$  the gene value is 0.

*Simple Insert (SI)* in each iteration randomly chooses a bundle bid  $b$  which contains at least one still uncovered transportation contract as a winning bid. The transport contracts  $\tau_b$  in bid  $b$  are marked as covered. These steps are repeated until all contracts  $T$  are covered and SI terminates.

*Greedy Randomised Construction (GRC)* is inspired by the construction phase of the metaheuristic GRASP [11] and is slightly adapted for the bi-objective case (see Alg. 4). During each iteration, a winning bid is selected randomly from the restricted candidate list (RCL).

Note that the RCL is an approximation set of best bundles, which holds only non-dominated bundles

---

**Algorithm 4** GreedyRandomisedConstruction (GRC)

---

```
1: input: infeasible solution  $W$ 
2: while  $W$  infeasible do
3:   best bundle approximation set  $RCL \leftarrow \{\}$ 
4:   for all  $b \in B \setminus W$  do
5:     if  $b$  not dominated by any  $b' \in RCL$  then
6:        $RCL \leftarrow RCL \cup \{b\}$ 
7:     end if
8:   end for
9:   randomly chose a  $b$  from  $RCL$ 
10:   $W \leftarrow W \cup \{b\}$ 
11: end while
12: output: feasible solution  $W$ 
```

---

with respect to the rating function  $g := (g^p, g^q)$  with

$$g^p(b, W) = \begin{cases} p(b)/|\tau(b) \setminus \tau(W)| & \text{for } |\tau(b) \setminus \tau(W)| > 0 \\ \infty & \text{for } |\tau(b) \setminus \tau(W)| = 0 \end{cases}$$
$$g^q(b, W) = (f_2(W) - f_2(W \cup b)) / \sum_{b' \in W \cup b} |\tau(b')|.$$

Both functions assign smaller values to better bundles. While  $g^p$  rates a bundle according to the average additional costs attributed to each new (i.e. still uncovered) contract in  $b$ ,  $g^q$  weights the reduction of  $f_2$  caused by adding  $b$  to the solution by the reciprocal total number of procured contracts (in the current solution).

*Remove If Feasible (RIF)* randomly chooses a winning bid  $b' \in W$ , labels  $b'$  as visited, and removes  $b'$  from  $W$ . If after this the solution  $W$  is still feasible, then another randomly chosen winning bid (which is also labelled as visited) is removed etc. If  $W$  becomes infeasible by removing  $b'$ , then  $b'$  is reinserted in  $W$ . RIF terminates if all winning bids are labelled as visited.

Via combination of the core heuristics a set of different algorithms  $\mathcal{A}$  is obtained (see Fig. 1). Each algorithm  $A_i \in \mathcal{A}, i = 1 \dots 8$  is denoted as a triple, e.g.  $A_2$  is represented by (SI/BF/GRC) which reads as follows:  $A_2$  uses SI to construct solutions, bitflip mutation (BF) as mutation operator and GRC as repair operator. Since uniform crossover is the only crossover operator, this operator is not considered as a distinctive feature in the taxonomy of Fig. 1. In order to refer to a set of algorithms, the wildcard  $*$  is used at one or more positions, e.g. ( $*$ /BF/GRC) identifies  $A_2$  and  $A_6$ .

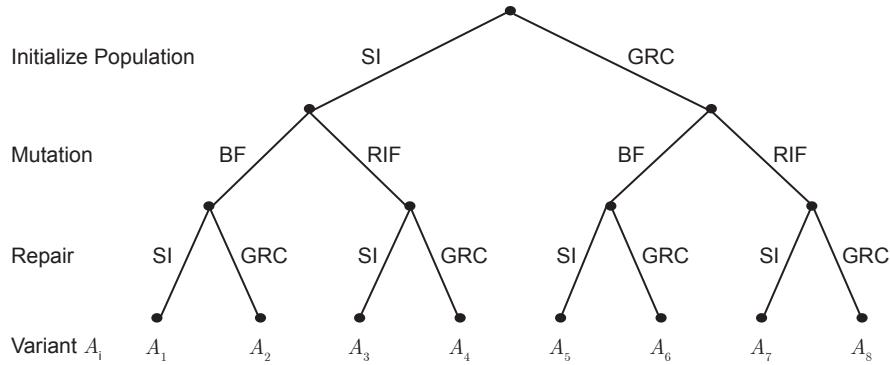


Figure 1: Eight possible combinations of core heuristics to form an algorithm  $A_i$

## 4 Evaluation

The  $\epsilon$ LBB and the eight MOGA variants are tested on a set of newly generated benchmark instances which reflect some important economic features of the transportation domain. First, the generation of these instances is described. After that, the results of the  $\epsilon$ LBB and the eight MOGA variants are presented.

### 4.1 Generating Test Instances

To the best of our knowledge, no benchmark instances exist for a multiobjective WDP like the proposed 2WDP-SC. However, there are several approaches for generating problem instances for single-objective winner determination problems with various economical backgrounds, e.g. the combinatorial auction test suite "CATS" of Leyton-Brown and Shoham [15] or the bidgraph algorithm introduced by Hudson and Sandholm [13]. To generate test instances for the 2WDP-SC, some ideas of the literature are extended to incorporate features specific to the procurement of transportation contracts.

As this investigation does not address any game theoretical issues like strategic bidding and incentive compatibility, it is assumed that carriers reveal their true preferences. Thus, the terms "price" and "cost valuation" of a contract combination can be used synonymously. General requirements of artificial instances for combinatorial auctions are stated by Leyton-Brown and Shoham. Both postulations seem self-evident, but have not always been accounted for in the past [15]:

- Some combinations of contracts are more frequently bid on than other combinations. This is due to usually different synergies between contracts.
- The charged price of a bundle bid depends on the contracts in this bundle bid. Simple random prices,

e.g. drawn from  $[0,1]$ , are unrealistic and can lead to computationally easy instances.

Furthermore, it seems reasonable to demand that the following additional requirements specific to transportation procurement auctions are met:

- All submitted bids are binding and exhibit additive valuations (OR-bids, cf. [17]). Hence, a carrier is supposed to be able to execute any combination of his submitted bids at expenses which do not exceed the sum of the corresponding bid prices. Extra costs do not arise. Due to the medium-term contract period of one to three years in the scenario at hand, capacity adjustments are possible in order to avoid capacity bottlenecks. Furthermore, the carrier has the opportunity to resell some contracts to other carriers who guarantee the same quality of service.
- From the previous assumption it follows that a rational carrier  $c$  does only bid on combinations of contracts which exhibit *strictly subadditive cost valuations*. The cost valuation of a set of contracts  $\tau$  is called strictly subadditive, if for each partition  $\mathcal{T}$  of the set  $\tau$ , the cost valuation of  $\tau$  is strictly lower than the sum of the cost valuations of all parts of the respective set partition. Formally, the carrier-specific set  $\Pi^c$  of all strict subadditive bids can be defined as expressed in the following formula, in which  $P(\tau)$  denotes all set partitions of  $\tau$  and  $\mathbf{P}(\tau)$  denotes the powerset of  $\tau$ :

$$\Pi^c = \left\{ \tau \subseteq T^c \mid \forall \mathcal{T} \in P(\tau) : p^c(\tau) < \sum_{\tau' \in \mathcal{T}} p^c(\tau') \right\},$$

$$\text{with } P(\tau) = \left\{ \mathcal{T} \subset \mathbf{P}(\tau) \mid \bigcup_{\tau' \in \mathcal{T}} \tau' = \tau \wedge \bigcap_{\tau' \in \mathcal{T}} \tau' = \emptyset \right\}$$

Strict subadditivity in terms of cost is due to synergies between contracts. Bids composed of contracts which exhibit strict subadditive cost valuations are referred to as *essential* bids. Since all submitted bids are supposed to be OR-bids, any non-essential bid could always be replaced by an equivalent combination of two or more essential bids. Therefore, bidding on non-essential bids is redundant.

- The 2WDP-SC was modelled as a set covering problem, as it appeared reasonable to assume *free disposal*. Free disposal means, that the price charged by carrier  $c$  for any subset of a set of contracts  $\tau$  is not greater than the price carrier  $c$  would charge for  $\tau$ . Formally this is expressed in the following

formula, in which  $B^c$  denotes the set of bundle bids submitted by carrier  $c$ :

$$p(b') \leq p(b) \mid \forall \tau(b') \subseteq \tau(b) \wedge b, b' \in B^c.$$

To be an instance suited to the 2WDP-SC, the bundle bids of each carrier should also feature the free disposal property.

- Finally, it is assumed that the carrier-specific costs of a transport contract depend on both the contract's resource requirements and the service-quality level at which the carrier is able to perform the contract.

The bids are generated using Algorithm 5, which takes four values as input: the number  $nBids$  of bids to be generated, the sets  $C$  and  $T$  which represent carriers and transport contracts, respectively, and the density  $\rho$  of the synergy matrix. The synergy matrix consists of binary values which indicate the pairwise synergies between contracts. Synergies between contracts imply that the respective contract combination is cost subadditive. A higher density tends to result in more and larger contract combinations a carrier has to consider.

---

#### Algorithm 5 BidGeneration

---

- 1: **input:**  $nBids$ , density of synergy matrix  $\rho$ ,  $T$ ,  $C$
  - 2:  $\forall c \in C$ : randomly select relevant contracts  $T^c \subset T$ , such that  $\bigcup_{c \in C} T^c = T$
  - 3: **for all** carriers  $c \in C$  **do**
  - 4:    $\forall i, j \in T^c$ : set  $s_{ij}^c \leftarrow 1$  with probability  $\rho$ , indicating that between contracts  $i$  and  $j$  exist synergies
  - 5:    $\forall t \in T^c$ : randomly set contract quality  $q_{ct} \in \{1, 2, 3, 4, 5\}$
  - 6:    $\forall t \in T^c$ : randomly set resource demand  $r_{ct} \in [0.1, 0.5]$
  - 7:   determine essential contract combinations  $\Pi^c$
  - 8:   *subadditiveBidGraphAlgorithm*( $\Pi^c$ ) to calculate prices  $p(\tau)$  for each  $\tau \in \Pi^c$ .
  - 9: **end for**
  - 10:  $\forall c \in C$ :  $B^c \leftarrow select(\Pi^c)$
  - 11: **output:** all carrier bids  $B = \bigcup_{c \in C} B^c$
- 

First of all, *BidGeneration* (Alg. 5) initialises some variables. For each carrier a subset of contracts  $T^c$  is determined as the set of contracts which the carrier is supposed to be willing to bid for. While it is not necessary that all  $T^c$  are disjoint, they must jointly cover all contracts in  $T$ . After that, the following steps are performed for each carrier. First, the carrier-specific synergy matrix is randomly filled according to density  $\rho$ . The service-quality  $q_{ct}$  at which carrier  $c$  is able to execute contract  $t$  is chosen randomly

from the integer values one to five, with higher values indicating a higher service level. Furthermore, to each contract a resource demand  $r_{ct}$  is assigned. This is an abstract indicator for the resources required by a carrier  $c$  to carry out contract  $t$ . The resource demand of a given contract may vary from carrier to carrier, as carriers might have, e.g. different locations of their depots, different types of vehicles or existing transportation commitments which influence the required resources. The values  $r_{ct}$  are chosen randomly between 0.1 and 0.5.

To obtain the set of essential contract combinations in line 7, assume for each carrier  $c$  a synergy graph  $SG^c = (T^c, E^c)$ . Let the vertices be the contracts  $T^c$  carrier  $c$  is interested in. If two contracts  $i, j \in T^c$  feature synergies, that is  $s_{ij}^c = 1$ , then both contracts are connected via an edge, that is  $E^c = \{(i, j) | s_{ij}^c = 1 \wedge i, j \in T^c\}$ . It is assumed that any number of contracts can be combined in a single bid, as long as the sum of the corresponding resource demands does not exceed a maximum total resource demand of 1. This capacity limit is motivated by the fact that unfolding of complementarities generally is subject to resource limitations. For example, contracts often feature synergies if they are carried out conjointly in the same tour, which, however, is subject to vehicle capacity restrictions. The resource demand of each contract  $t \in T^c$  is given by  $r_{ct}$ . Then the set of feasible essential combinations of contracts equals the set of all possible induced subgraphs of  $SG^c$  with  $\sum_t r_{ct} \leq 1$ .

In the next step, a price for each combination of contracts is determined using the *SubadditiveBidGraph* algorithm, which is explained below. After that, the *select* operator chooses among all feasible contract combinations those combinations on which each carrier is supposed to place his bids. Therefore, all contract combinations in  $\Pi$  are rated according to two criteria: average cost per contract  $p(b)/|\tau(b)|$  and average quality per contract  $\sum_{t \in \tau(b)} q_{c(b)t} / |\tau(b)|$ . Then, the best contract combinations with respect to these criteria are selected according to the dominance concept. In doing so, *select* makes sure that on the one hand, the total number of bids submitted by all bidders is  $nBids$ , and on the other hand, each  $t \in T$  is covered by at least one bundle bid to obtain a solvable instance.

The *SubadditiveBidGraph* algorithm (cf. Alg. 6) is applied to determine prices for the essential contract combinations which comply with the assumptions of free disposal and strict subadditivity. The algorithm is based on the approach of Hudson and Sandholm [13] which generates bids with free disposal. This approach is extended, such that all generated bids also show strictly subadditive cost valuations.

The idea of the original bidgraph algorithm as proposed by Hudson and Sandholm is to define lower bounds  $LB(\tau)$  and upper bounds  $UB(\tau)$  for each considered contract combination  $\tau$  such that free disposal



---

**Algorithm 6** SubadditiveBidGraph

---

- 1: **input:** set of essential contract combinations  $\Pi^c$ , carrier  $c$
- 2:  $A^{sup} \leftarrow \{(i, j) | i, j \in \Pi^c \text{ and } i \subset j\}$
- 3:  $A^{sub} \leftarrow \{(i, j) | i, j \in \Pi^c \text{ and } i \supset j\}$
- 4: initialise bidgraph  $BG \leftarrow (\Pi^c, A^{sup}, A^{sub})$
- 5:  $\forall \tau \in \Pi^c$  with  $|\tau| = 1$ :  
     $UB(\tau) \leftarrow LB(\tau) \leftarrow p(\tau) \leftarrow \text{RandomBasePrice}(\tau, c)$
- 6: initialise lower bounds  
     $\forall \tau \in \Pi^c$  with  $|\tau| = 1$ :  $UpdateLowerBounds(BG, \tau)$
- 7: initialise upper bounds  
     $\forall \tau \in \Pi^c$  with  $|\tau| > 1$ :  $UB(\tau) = \sum_{t \in \tau} p(t)$
- 8:  $k \leftarrow 2$
- 9: **while**  $k \leq |\Pi|$  **do**
- 10:   **for all**  $\tau \in \{\tau \in \Pi | |\tau| = k \wedge LB(\tau) \neq UB(\tau)\}$  **do**
- 11:     set price randomly  $LB(\tau) \leftarrow UB(\tau) \leftarrow p(\tau) \in ]LB(\tau), UB(\tau)[$
- 12:      $UpdateLowerBounds(BG, \tau)$
- 13:      $UpdateUpperBounds(BG, \tau)$
- 14:   **end for**
- 15:    $k \leftarrow k + 1$
- 16: **end while**
- 17: **output:** prices  $p(\tau)$  for each  $\tau \in \Pi$  consistent to the free disposal and the subadditivity assumption

---

holds. Then the procedure successively draws a price for each contract combination between its lower and upper bounds; this price is propagated through the bidgraph to sharpen the lower and upper bounds of the remaining contract combinations.

In order to extend this approach to support contract combinations which exhibit both free disposal and strictly subadditive cost valuations, the bidgraph is initialised as follows: The vertices of the bidgraph  $BG$  represent all essential contract combinations  $\Pi$ . There are two sets of arcs,  $A^{sup}$  and  $A^{sub}$ . The arcs in  $A^{sup}$  indicate a superset relation, i.e., an arc  $(i, j)$  from vertex  $i$  to  $j$  means that the contracts in  $j$  are a superset of the contracts in  $i$ . Similarly, the arcs in  $A^{sub}$  represent all subset relationships.

In line 5 through 8 of Alg. 6, the lower and upper bounds of all  $k$ -combinations of contracts are initialised. For a given  $k \in \mathbb{N}$ , let the set of all  $k$ -combinations of contracts be defined as  $\{\tau \in \Pi : |\tau| = k\}$ . The lower bounds  $LB$  for all single contracts ( $k = 1$ ) are initialised by Algorithm 7. The price  $p(\{t\})$  of a single contract  $t$  is a random variable which is normal distributed with mean  $\mu$  and variance  $\sigma^2$ . The values of  $p(\{t\})$  are forced into the interval  $[minPrice, maxPrice]$  with  $minPrice = 0.5$  and  $maxPrice = 1.5$ . As stated above, higher resource requirements and a higher service level should tend to result in a higher price. Thus,  $\mu$  depends on the resource demand  $r_{ct}$  and the service quality  $q_{ct}$  of contract  $t$ . The variance  $\sigma^2$  is set

to 1.0.

---

**Algorithm 7** RandomBasePrice
 

---

```

1: input: single-contract set  $\{t\}$ , carrier  $c$ 
2: minPrice  $\leftarrow 0.5$ 
3: maxPrice  $\leftarrow 1.5$ 
4: resources_multiplier  $\leftarrow r_{ct}/0.3$  //expected mean of  $r_{ct}$  (Alg. 5)
5: qualification_multiplier  $\leftarrow q_{ct}/3$  //expected mean of  $q_{ct}$  (Alg. 5)
6:  $\mu \leftarrow 1.0 + \text{resources\_multiplier} \cdot \text{qualification\_multiplier}$ 
7:  $\sigma^2 \leftarrow 1.0$ 
8:  $p(\{t\}) \leftarrow$  normal distributed random variable with mean  $\mu$  and variance  $\sigma^2$ 
9: if  $p(\{t\}) > \text{maxPrice}$  OR  $p(\{t\}) < \text{minPrice}$  then
10:   RandomBasePrice( $\{t\}, c$ )
11: end if
12: output:  $p(\{t\})$ 

```

---

After *RandomBasePrice* (Alg. 7) has initialised the *LB* of all 1-combinations, Alg. 8 recursively propagates these prices through the bidgraph and updates the lower bounds of all superset contract combinations if necessary. By now, the upper bounds for the  $k$ -combinations,  $k > 1$ , can be calculated as the sum of the prices of all respective 1-combination contracts.

To ensure strictly subadditive valuations, the while-loop of Alg. 6 sets the bid prices for all  $k$ -combinations in the order of non-decreasing  $k$ , starting with  $k = 2$ . For all  $k$ -combinations with  $LB(\tau) \neq UB(\tau)$  a price is drawn randomly between  $LB(\tau)$  and  $UB(\tau)$  and propagated through the bidgraph to adjust the lower and upper bounds of the other contract combinations.

In doing so, it must be assured that the upper bound never exceeds the costs of any partition of  $\tau$  since this may lead to inconsistencies with respect to the subadditivity requirement. Therefore, Alg. 9 solves a set partitioning problem to optimality. The instance of the set partitioning problem is given by the sets  $\{j | (\tau, j) \in A^{sub}\}$  and the associated costs  $UB(j)$ .

---

**Algorithm 8** UpdateLowerBounds
 

---

```

1: input:  $BG, \tau$ 
2: for all  $\tau' \in BG.\Pi | (\tau, \tau') \in BG.A^{sup}$  do
3:   if  $LB(\tau') < p(\tau)$  then
4:      $LB(\tau') \leftarrow p(\tau)$ 
5:     UpdateLowerBounds( $BG, \tau'$ )
6:   end if
7: end for

```

---

---

**Algorithm 9** UpdateUpperBounds

---

```
1: input:  $BG, \tau$ 
2: for all  $\tau' \in BG.\Pi | (\tau, \tau') \in BG.A^{sup}$  do
3:    $p^* \leftarrow$  price of optimal set partitioning solution to  $\{\tau' | (\tau, \tau') \in BG.A^{sub}\}$  and associated  $UB(\tau')$ 
4:   if  $p^* < UB(\tau')$  then
5:      $UB(\tau') \leftarrow p^*$ 
6:      $UpdateUpperBounds(BG, \tau')$ 
7:   end if
8: end for
```

---

The *BidGraphAlgorithm* continues until the prices of all essential bids are set. After that, the *select-Operator* of Alg. 5 is applied as described above. The procedure keeps generating bids for all carriers, until the test instance is complete.

## 4.2 Measuring the Quality of an Approximation Set

To compare the performance of single objective heuristics in terms of achieved solution quality, a major step is to compare the objective function values of the best found solutions, respectively. The matter is more complicated in the bi-objective case, as approximation sets have to be compared. Often there are no clear dominance relations between the solutions of different approximation sets, see e.g. Fig. 4.2. Therefore various indicators to measure the quality of approximation sets are discussed in the literature, cf. [24] for a detailed discussion of the state of the art. To evaluate the solution quality of an approximation set, the popular hypervolume indicator  $I_{HV}$  is used [22].  $I_{HV}$  measures the dominated subspace of an approximation set, bounded by a reference point  $RP$ .  $RP$  must be chosen such that it is dominated by all solutions of the approximation set. Furthermore, the reference point has to be identical for all compared heuristics on the same problem instance. Here, for each instance  $RP$  is defined as  $(f_1^{max}, f_2^{max}) = (f_1(B); 0)$ , respectively.

Furthermore, the objective values of all solutions are normalised according to  $f_i = (\bar{f}_i - f_i^{min}) / (f_i^{max} - f_i^{min})$  with  $i = 1, 2$ ,  $f_1^{max} = f_1(B)$ ,  $f_2^{min} = f_2(B) - 1$ ,  $f_2^{max} = 0$ . Thus values of  $I_{HV}$  range from zero to one, and larger values indicate better approximation sets. However, as  $RP$  can be chosen freely to a large degree,  $I_{HV}$  is an interval-based measure. Therefore the quality gap between algorithms can only be expressed via absolute differences of  $I_{HV}$ , but not via percentage ratios of  $I_{HV}$ .

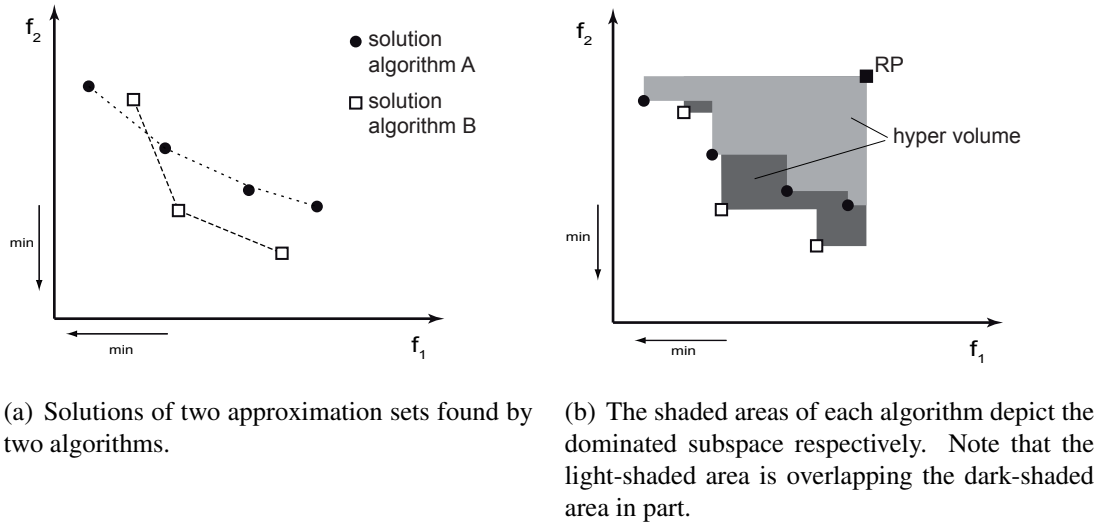


Figure 2: Illustration of hypervolume indicator  $I_{HV}$

### 4.3 Evaluation of the $\epsilon$ Lookahead-Branch-and-Bound

The  $\epsilon$ LBB was implemented in Java 6. A floating point precision of ten digits is used. The lower bounds are calculated by Dantzig's Simplex Algorithm in the implementation of the Apache Commons Math Library (version 2.1). The algorithm was tested on an Intel Pentium 4 (2.0 GHz) with 500MB RAM available to the Java Virtual Machine.

Preliminary testing gave evidence that computation times of  $\epsilon$ LBB rapidly increase with the number of bundle bids. Even moderate problem sizes caused the  $\epsilon$ LBB to run several hours before terminating. Therefore, a set of eight rather small test instances was generated according to Section 4.1 in order to evaluate  $\epsilon$ LBB. The instances vary only in the number of bundle bids (up to 80) and in the number of transport contracts (up to 40). The number of participating carriers and the density of the synergy matrix are held constant with values of 10 and 50%, respectively.

The results of these instances are reported in Tab. 4 in Section 4.4.2. The table shows the number of solutions in the Pareto set and the required runtime in seconds. In addition, the table contains results from the MOGA which will be discussed in more detail in Section 4.4.2.

The findings demonstrate that  $\epsilon$ LBB is suited to solve small instances with up to 60 bundle bids in less than an hour. For solving problem instances with 80 bundle bids,  $\epsilon$ LBB consumes several hours of runtime. The test of the instance with 80 bundle bids and 40 contracts was aborted after a runtime of 24 hours. These results strongly suggest that exact approaches like the  $\epsilon$ LBB are inappropriate as a solution approach for practical procurement scenarios which easily reach problem sizes of several hundreds of bundle bids.

Nevertheless, for small instances, the optimal solutions obtained by the  $\epsilon$ LBB provide a valuable benchmark for evaluating the quality of heuristic approaches like the MOGA (cf. Section 4.4.2).

## 4.4 Evaluation of the Genetic Algorithm

The eight genetic algorithms  $A_1$  to  $A_8$ , (cf. 3.2) were tested on the same hardware platform as the  $\epsilon$ LBB (Pentium 4, 2.0 GHz, 500 MB Ram available to the Java Virtual Machine). The problem-specific heuristics were coded in Java 6; for the problem-independent parts the SPEA2 distribution coded in C was used [10].

For the evaluation of the genetic algorithms, two data sets were considered.

On the one hand, problem instances of practical size as reported in Section 1 were generated. These instances are referred to as *large instances*. The instances vary in the number of bids (500 to 2000), the number of contracts (125 to 500) and the number of carriers (25 to 100). In addition, the density  $\rho$  of the synergy matrix was varied (25% to 75%). With respect to the observation that auctions with fewer transport contracts usually tend to attract fewer bidders, it appeared reasonable to restrict the combinations of instance parameter values to those shown in Tab. 2. Since for the large instances absolute benchmarks in the form of optimal solutions are not available, the relative performance of the eight MOGA variants on these instances is compared instead. The results of these tests are discussed in section 4.4.1.

On the other hand, the small instances described in Section 4.3 were also used to evaluate the eight genetic algorithms. The results for these instances are compared to those of the exact  $\epsilon$ LBB algorithm in Section 4.4.2.

### 4.4.1 Results and Discussion for Large Instances

In this section, the relative performance of the eight MOGA variants is evaluated using the large problem instances. The parameter values of the genetic algorithms were derived from some preliminary testing. Two to five alternative values for each parameter were tested on three randomly selected instances. The values that gave the best results in manageable time are those presented in Tab. 1. The same values were applied to all MOGA variants, and were kept constant through all experiments.

The results for the hypervolume indicator are presented in Tab. 2. The last column indicates the  $I_{HV}$  value of the reference approximation set  $\bar{\Omega} = \bigcup_{A \in \mathcal{A}} \Omega^A$ .

The results in Tab. 2 and Tab. 3 were statistically evaluated with the Kruskal-Wallis and the Mann-Whitney rank sum test. All statistical conclusions are stated at a significance level of 5%. With respect to

Table 1: Chosen parameter values for the test.

<b>Parameter</b>	<b>Value</b>
size of population	50 individuals
uniform crossover-probability	15%
bit-exchange-probability in uniform-crossover	50%
mutation-probability	100%
bitflip-probability	10%
runtime	300 seconds
no. of parents $\mu$ for creating $\lambda$ offsprings	4
no. of offspring $\lambda$ generated by $\mu$ parents	4

the given test instances, the compared heuristics and the applied quality indicator, the following conclusions may be drawn.

- The probability distributions of the  $I_{HV}$  values of the eight algorithms differ significantly. The ranks given in Tab. 2 are derived by a systematic pairwise comparison of the hypervolume values using the Kruskal-Wallis rank test.
- $A_8$  performs very well, as could be expected, since it incorporates three problem-specific heuristics. According to the Kruskal-Wallis rank test, taking into account all 240 outcomes,  $A_8$  dominates all other algorithms but  $A_7$ .  $A_8$  computes the best results for 25 out of 30 test instances, followed by  $A_7$  which achieves the highest value 5 times, and  $A_5$  which scores 4 times the best value.
- The variants  $A_1, A_2, A_3, A_4$  which belong to the class (SI\*/\*), never achieve a best value in any one of the instances (cf. Tab. 2).
- The impression that a weak initial population significantly compromises final solution quality even if more elaborate mutation and repair operators are used intensifies by considering test no. 1 in Tab. 3. The approximation sets derived by the class of algorithms which use GRC as initialisation heuristic clearly outperform the class of algorithms which use SI as initialisation heuristic. This is true even on a significance level of 0.0001.
- From the fact that the overall performance strongly depends on the initialisation heuristic, one can assume that any effort invested here will be rewarded.
- Tests 2 and 3 give no hints that the more intelligent operators RIF and GRC (applied in the repair

Table 2: Comparison of  $I_{HV}$  for eight MOGA variants applied to the set of 30 large test instances (specified by columns 1 to 4). All  $I_{HV}$  values were obtained in a single run for each of the eight MOGA variants  $A_1$  to  $A_8$ . All runs were terminated after 5 minutes (300 seconds).

$ B $	$ T $	$ C $	$\rho$	$A_1$	$A_2$	$A_3$	$A_4$	$A_5$	$A_6$	$A_7$	$A_8$	$\bar{\Omega}$
500	125	25	25	.8473	.8476	.8482	.8252	.8663	.8663	.8878	<b>.8914</b>	.8914
			50	.8623	.8627	.8624	.8605	.8827	.8827	.9028	<b>.9038</b>	.9038
			75	.8614	.8612	.8693	.8667	.8759	.8759	.8937	<b>.8983</b>	.8983
1000	125	25	25	.9167	.9170	.8943	.8509	.9371	.9371	.9466	<b>.9479</b>	.9480
			50	.9223	.9220	.8754	.8652	.9499	.9499	<b>.9523</b>	.9508	.9523
			75	.9341	.9340	.9233	.9117	.9490	.9490	.9533	<b>.9535</b>	.9536
	250	25	25	.8623	.8623	.8725	.8725	.8818	.8818	.8961	<b>.9021</b>	.9021
			50	.8627	.8625	.8647	.8579	.8720	.8720	.8948	<b>.9001</b>	.9001
			75	.8555	.8553	.8573	.8648	.8736	.8736	.8953	<b>.8961</b>	.8967
		50	25	.8482	.8488	.8235	.8199	.8864	.8865	.8924	<b>.8927</b>	.8974
			50	.8498	.8482	.8417	.8357	.8811	.8811	.8935	<b>.8943</b>	.8943
			75	.8500	.8497	.8431	.8407	.8800	.8800	<b>.8937</b>	<b>.8937</b>	.8937
2000	125	25	25	.9553	.9547	.8843	.8812	<b>.9748</b>	<b>.9748</b>	.9720	.9720	.9772
			50	.9586	.9584	.8944	.8751	.9778	.9778	.9785	<b>.9786</b>	.9786
			75	.9615	.9614	.9277	.9213	<b>.9757</b>	<b>.9757</b>	.9745	.9746	.9764
	250	25	25	.9268	.9267	.9150	.9052	.9516	.9516	<b>.9531</b>	<b>.9531</b>	.9531
			50	.9282	.9277	.9148	.9130	.9471	.9471	.9522	<b>.9532</b>	.9532
			75	.9261	.9262	.9317	.9315	.9440	.9440	.9486	<b>.9510</b>	.9510
		50	25	.9150	.9148	.8387	.8229	<b>.9472</b>	.9469	.9331	.9337	.9498
			50	.9228	.9223	.8775	.8780	.9494	.9494	<b>.9530</b>	<b>.9530</b>	.9546
			75	.9221	.9222	.8993	.8983	.9471	.9471	.9505	<b>.9508</b>	.9516
	500	25	25	.8700	.8700	.8880	.8972	.8911	.8911	.8988	<b>.9022</b>	.9022
			50	.8601	.8601	.8785	.8863	.8837	.8837	.8933	<b>.8942</b>	.8942
			75	.8579	.8579	.8807	.8848	.8777	.8777	.8885	<b>.8944</b>	.8944
50		25	.8503	.8499	.8490	.8510	.8810	.8810	.8901	<b>.8902</b>	.8907	
		50	.8605	.8600	.8587	.8667	.8826	.8826	.8938	<b>.8947</b>	.8947	
		75	.8532	.8529	.8694	.8666	.8776	.8776	.8886	<b>.8887</b>	.8894	
100		25	.8367	.8347	.8263	.8165	<b>.8726</b>	.8715	.8708	.8708	.8809	
		50	.8433	.8416	.8254	.8305	.8798	.8770	.8825	<b>.8827</b>	.8900	
		75	.8468	.8448	.8465	.8370	.8803	.8803	<b>.8939</b>	<b>.8939</b>	.8939	
rank				5.5	5.5	7.5	7.5	3.5	3.5	1.5	1.5	
mean				.8848	.8848	.8699	.8676	.9081	.9079	.9160	.9166	
standard dev.				.0405	.0405	.0308	.0310	.0378	.0378	.0311	.0311	

Table 3: Statistical comparison of selected sets of algorithms. The null hypothesis  $H_0$  says that the hypervolume indicators of the approximation sets obtained by  $A_i$  and  $A_j$  have the same distribution. The significance level  $\alpha$  of all rejections is 5%. Based on the given results,  $\hat{\alpha}$  is the minimum level of significance level at which  $H_0$  would be rejected.

No.	$A_i$ vs. $A_j$	$H_0$	$\hat{\alpha}$ (%)
1	( <i>GRC</i> / * / *) vs. ( <i>SI</i> / * / *)	<b>reject</b>	0.01
2	(* / <i>RIF</i> / *) vs. (* / <i>BF</i> / *)	-	73.85
3	(* / * / <i>GRC</i> ) vs. (* / * / <i>SI</i> )	-	91.41
4	( <i>SI</i> / <i>BF</i> / *) vs. ( <i>SI</i> / <i>RIF</i> / *)	-	16.03
5	( <i>GRC</i> / <i>RIF</i> / *) vs. ( <i>GRC</i> / <i>BF</i> / *)	<b>reject</b>	0.01
6	(* / <i>RIF</i> / <i>SI</i> ) vs. (* / <i>BF</i> / <i>SI</i> )	-	75.48
7	(* / <i>RIF</i> / <i>GRC</i> ) vs. (* / <i>BF</i> / <i>GRC</i> )	-	67.65
8	( <i>SI</i> / * / <i>GRC</i> ) vs. ( <i>SI</i> / * / <i>SI</i> )	-	88.52
9	( <i>GRC</i> / * / <i>GRC</i> ) vs. ( <i>GRC</i> / * / <i>SI</i> )	-	80.11
10	(* / <i>BF</i> / <i>GRC</i> ) vs. (* / <i>BF</i> / <i>SI</i> )	-	93.10
11	(* / <i>RIF</i> / <i>SI</i> ) vs. (* / <i>RIF</i> / <i>GRC</i> )	-	99.58

phase) promise better results than BF and SI in the general case. However, the performance of RIF significantly improves if it is applied to an intelligently initialised population (test 5, test 4).

- Tests 6 and 7 give evidence that the mutation operators BF and RIF do not show different behavior, even if the repair operator is changed. However, if RIF is applied successfully to an individual, then there is no need to apply any repair operator, as the operator leaves the individual feasible by definition.
- Interestingly, an influence of the repair heuristic on the performance of all algorithms is not observable (test 8-11). This result gets emphasised as we could not prove a significant performance advantage of  $A_8$  over  $A_7$  (both differ only in the applied repair operator). This followed from the Kruskal-Wallis-Test, which takes into account all 240 observations (30 instances, 8 algorithms). However, statistics paint a different picture if only the 60 observations resulting from  $A_7$  and  $A_8$  are compared with a signed rank test. Then,  $A_8$  clearly outperforms  $A_7$ . Hence, in well-balanced algorithms the repair operator may be of importance.



Table 4: Comparison of heuristic approach  $A_8$  with exact approach  $\epsilon$ LBB on eight small instances. All runs of  $A_8$  were terminated after five minutes (300 seconds). The runs of  $\epsilon$ LBB were terminated after 24 hours (86,400s), if the computation of the Pareto set has not been finished by then.

$ B $	$ T $	$I_{HV}$	$I_{HV}$	$\Delta I_{HV}$	$ \Omega^* $	Found by	time (s)
		$\epsilon$ LBB	$A_8$			$A_8$	$\epsilon$ LBB
20	5	.8576	.8576	.0000	7	7	1
	20	.6095	.6029	.0066	11	6	2
40	20	.8169	.8126	.0043	13	6	44
	40	.5677	.5639	.0038	12	3	112
60	20	.8652	.8537	.0115	17	5	2,975
	40	.6988	.6913	.0075	10	0	362
80	20	.8915	.8870	.0045	17	2	19,461
	40	-	-	-	-	-	> 86,400

#### 4.4.2 Results and Discussion for Small Instances

For the set of small instances, the solutions found heuristically by the GA are now compared to the Pareto optimal solutions found by  $\epsilon$ LBB. This is done to gain more insights into the performance of the MOGA, especially whether the MOGA is capable of finding optimal solutions and how close the approximate solutions are to the Pareto front.

The seven small instances which could be solved by  $\epsilon$ LBB (cf. Section 4.3) were computed by all eight variants of the GA. As before, the computing time was fixed to five minutes. In accordance with the results for the large instances, the variant  $A_8$  performed best, i.e. in all seven instances it reached the best hypervolume value. For this reason, Tab. 4 compares only the results of  $A_8$  to the Pareto optimal solutions.

In Tab. 4, column  $\Delta I_{HV}$  shows the difference of the hypervolume attained  $I_{HV}(\epsilon$ LBB)  $- I_{HV}(A_8)$  by the two algorithms. The third column to the right states for each instance the number of solutions in the Pareto set. In addition, the second column to the right specifies the number of solutions found by  $A_8$  which are Pareto optimal, i.e. which are members of the Pareto solution set derived by  $\epsilon$ LBB.

The GA variant  $A_8$  is able to find optimal solutions for six out of seven instances. No optimal solution was found for the 60 bundle-bids/40 contracts instance. For the smallest instance (for which it is trivial to generate all possible solutions), all solutions of the Pareto set are found and  $\Delta I_{HV}$  equals zero.

Note that in general, a higher number optimal solutions found by the GA does not necessarily imply that the corresponding approximation set is closer to the true Pareto set. In particular, an approximation set which does not contain any optimal solution still may be quite close to the Pareto frontier. For example,

consider the 60 bundle-bids/40 contracts instance for which  $A_8$  does not find any optimal solution. Nevertheless,  $\Delta I_{HV}$  indicates that  $A_8$  obtains a good approximation of the true Pareto frontier. The Pareto frontier and the approximation frontier attained by  $A_8$  for this instance are simultaneously visualised in Fig. 3. Though being close to the optimal points, the solutions of  $A_8$  appear slightly shifted to the right. Obviously,  $A_8$  is indeed able to find solutions at the same level of  $f_2$  like  $\epsilon LBB$ , but at the cost of higher values of  $f_1$ . This effect seems to intensify for decreasing values of  $f_2$ . This provides an indication that developing the cost-reducing abilities of the problem-specific core heuristics could further improve the GA's performance.

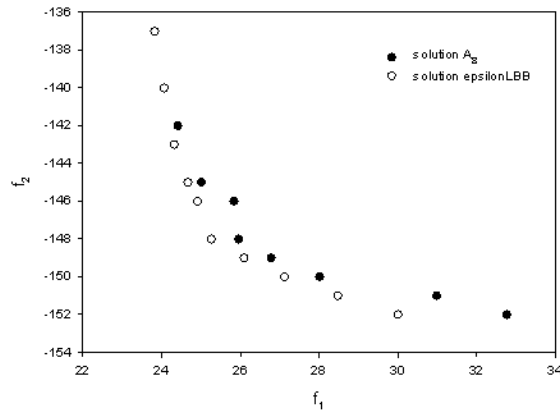


Figure 3: Comparison of solutions found by  $A_8$  and  $\epsilon LBB$  for the instance with 60 bundle-bids and 40 contracts.

## 5 Conclusions and Outlook

In this study, a model for a bi-objective winner determination problem in combinatorial transportation procurement auctions was presented. The model, which is based on a set covering formulation, simultaneously minimises total procurement costs and maximises the service-quality level of the execution of all transportation contracts.

To solve this model, two algorithms were introduced. On the one hand, an exact bi-objective branch-and-bound algorithm was proposed following the epsilon constraint approach. On the other hand, the well-known multiobjective evolutionary algorithm SPEA2 was extended by a set of problem-specific evolutionary operators to solve the 2WDP-SC. By differently combining these operators, eight variants of this genetic algorithm were constructed.

The performance of the algorithms was evaluated on a set of newly generated test instances. The test instances were designed to reflect important economic properties of the transportation domain, e.g. free disposal and strict subadditivity of the submitted bids.

The exact branch-and-bound algorithm finds optimal solutions only for small instances in reasonable time and therefore proved unsuitable for transportation procurement auctions of practical dimensions. The relative performance of the eight MOGA variants was evaluated on the large problem instances. The results show a strong dependence of the MOGA performance on the quality of the initial population. Unless the population is initialised using the more elaborated heuristics, even the intelligent operators do not compensate for the losses in solution quality. The best genetic algorithm was also compared to the results of the exact algorithm for the small instances. For these instances, the genetic algorithm was able to generate solutions in or close to the true Pareto solution set.

Our ongoing and future work on this topic takes the following directions. In order to improve the performance of the exact approach, calculation of lower bounds is being enhanced using heuristics. In addition, another exact approach instead of the sequential epsilon-constraint approach is being developed which simultaneously optimises both objectives. As to the heuristic approach, the generic crossover and mutation operators of the GA still leave room for improvement by integrating problem-specific knowledge. This also could mitigate the sensitivity of the GA to the quality of the initial population. Furthermore, an alternative heuristic approach is being developed based on advanced neighbourhood search techniques. Finally, several ways to integrate both exact and heuristic approaches are being intensively explored. For example, overall performance effects caused by seeding the exact approach with bounds derived from the solutions found by different construction heuristics are being studied. On the other hand, using an exact approach to repair infeasible offspring of a GA appears promising.

## References

- [1] Abrache J, Crainic T, Rekik MGM (2007) Combinatorial auctions. *Annals of Operations Research* 153(34):131–164
- [2] Buer T, Pankratz G (2008) Ein pareto-optimierungsverfahren für ein mehrkriterielles gewinnerermittlungsproblem in einer kombinatorischen transportausschreibung. In: Bortfeldt A, Homberger J, Kopfer H, Pankratz G, Strangmeier R (eds) *Intelligente Entscheidungsunterstützung*, Gabler Verlag, Wiesbaden, pp 113 – 135
- [3] Caplice C, Sheffi Y (2003) Optimization-based procurement for transportation services. *Journal of Business Logistics* 24(2):109–128

- [4] Caplice C, Sheffi Y (2006) Combinatorial auctions for truckload transportation. In: [6], pp 539–571
- [5] Chankong V, Haimes YY (1983) *Multiobjective Decision Making: Theory and Methodology*. John Wiley & Sons, New York
- [6] Cramton P, Shoham Y, Steinberg R (eds) (2006) MIT Press, Cambridge, MA
- [7] Ehrgott M, Fonseca CM, Gandibleux X, Hao JK, Sevaux M (eds) (2009) *Evolutionary Multi-Criterion Optimization, Fifth International Conference, EMO 2009, Nantes, France, April 2009, Proceedings, Lecture Notes in Computer Science, vol 5467*, Springer
- [8] Eiben A, Smith J (2003) *Introduction to Evolutionary Computing*. Springer Verlag, Berlin
- [9] Elmaghraby W, Keskinocak P (2004) Combinatorial auctions in procurement. In: Harrison T, Lee H, Neale J (eds) *The Practice of Supply Chain Management: Where Theory and Application Converge*, Springer, New York, pp 245–258
- [10] ETH Zurich (2009) ETH Zurich, System Optimization, Pisa. ETH Zurich, System Optimization, URL <http://www.tik.ee.ethz.ch/sop/pisa/>, last accessed 2009-01-30
- [11] Feo T, Resende M (2005) Greedy randomized adaptive search procedures. *Journal of Global Optimization* 6:109–133
- [12] Haimes Y, Lasdon L, Wismer D (1971) On a bicriterion formulation of the problems of integrated system identification and system optimization. *IEEE Transactions on Systems, Man, and Cybernetics* 1(3):296–297
- [13] Hudson T B Sandholm (2004) Effectiveness of query types and policies for preference elicitation in combinatorial auctions. In: 3rd International Joint Conference on Autonomous Agents and Multiagent Systems (AAMAS 2004), IEEE Computer Society, Washington, DC, pp 386–393
- [14] Ledyard JO, Olson M, Porter D, Swanson JA, Torma DP (2002) The first use of a combined value auction for transportation services. *Interfaces* pp 4–12
- [15] Leyton-Brown K, Shoham Y (2006) A test suite for combinatorial auctions. In: [6], pp 451 – 478
- [16] Meisell MJ, Norbis M (2008) A review of the transportation mode choice and carrier selection literature. *The International Journal of Logistics Management* 19(2):183–2111
- [17] Nisan N (2000) Bidding and allocation in combinatorial auctions. In: EC '00: Proceedings of the 2nd ACM conference on Electronic commerce, ACM, New York, NY, USA, pp 1–12
- [18] Sandholm T, Suri S, Gilpin A, Levine D (2002) Winner determination in combinatorial auctions generalizations. In: *International Conference on Autonomous Agents and Multi-Agent Systems (AAMAS)*, Bologna, Italy (2002), pp 69–76
- [19] Sheffi Y (2004) Combinatorial auctions in the procurement of transportation services. *Interfaces* 34(4):245–252
- [20] Song J, Regan A (2004) Combinatorial auctions for transportation service procurement: The carrier perspective. *Transportation Research Record* pp 40–46

- [21] Suhl L, Mellouli T (2009) *Optimierungssysteme – Modelle, Verfahren, Software, Anwendungen*. Springer Verlag, Berlin Heidelberg
- [22] Zitzler E, Thiele L (1999) Multiobjective evolutionary algorithms: A comparative case study and the strength pareto approach. *IEEE Transactions on Evolutionary Computation* 3(4):257–271
- [23] Zitzler E, Laumanns M, Thiele L (2002) Spea2: Improving the strength pareto evolutionary algorithm for multiobjective optimization. In: Giannakoglou K, Tsahalis D, Periaux J, Papailiou K, Fogarty T (eds) *Proceedings of the EUROGEN2001 Conference, CIMNE, Barcelona (2002)*, pp 95–100
- [24] Zitzler E, Thiele L, Laumanns M, Fonseca CM, da Fonseca VG (2003) Performance assessment of multiobjective optimizers: An analysis and review. *IEEE Transactions on Evolutionary Computation* 7:117–132

Die Diskussionspapiere ab Nr. 183 (1992) bis heute, können Sie im Internet unter <http://www.fernuni-hagen.de/FBWIWI/> einsehen und zum Teil downloaden.

Die **Titel** der Diskussionspapiere von Nr 1 (1975) bis 182 (1991) können bei Bedarf in der Fakultät für Wirtschaftswissenschaft angefordert werden:

FernUniversität, z. Hd. Frau Huber oder Frau Mette, Postfach 940, 58084 Hagen

**Die Diskussionspapiere selber erhalten Sie nur in den Bibliotheken.**

Nr	Jahr	Titel	Autor/en
322	2001	Spreading Currency Crises: The Role of Economic Interdependence	Berger, Wolfram Wagner, Helmut
323	2002	Planung des Fahrzeugumschlags in einem Seehafen-Automobilterminal mittels eines Multi-Agenten-Systems	Fischer, Torsten Gehring, Hermann
324	2002	A parallel tabu search algorithm for solving the container loading problem	Bortfeldt, Andreas Gehring, Hermann Mack, Daniel
325	2002	Die Wahrheit entscheidungstheoretischer Maximen zur Lösung von Individualkonflikten - Unsicherheitssituationen -	Mus, Gerold
326	2002	Zur Abbildungsgenauigkeit des Gini-Koeffizienten bei relativer wirtschaftlicher Konzentration	Steinrücke, Martin
327	2002	Entscheidungsunterstützung bilateraler Verhandlungen über Auftragsproduktionen - eine Analyse aus Anbietersicht	Steinrücke, Martin
328	2002	Die Relevanz von Marktzinssätzen für die Investitionsbeurteilung – zugleich eine Einordnung der Diskussion um die Marktzinsmethode	Terstege, Udo
329	2002	Evaluating representatives, parliament-like, and cabinet-like representative bodies with application to German parliament elections 2002	Tangian, Andranik S.
330	2002	Konzernabschluss und Ausschüttungsregelung im Konzern. Ein Beitrag zur Frage der Eignung des Konzernabschlusses als Ausschüttungsbemessungsinstrument	Hinz, Michael
331	2002	Theoretische Grundlagen der Gründungsfinanzierung	Bitz, Michael
332	2003	Historical background of the mathematical theory of democracy	Tangian, Andranik S.
333	2003	MCDM-applications of the mathematical theory of democracy: choosing travel destinations, preventing traffic jams, and predicting stock exchange trends	Tangian, Andranik S.
334	2003	Sprachregelungen für Kundenkontaktmitarbeiter – Möglichkeiten und Grenzen	Fließ, Sabine Möller, Sabine Momma, Sabine Beate

335	2003	A Non-cooperative Foundation of Core-Stability in Positive Externality NTU-Coalition Games	Finus, Michael Rundshagen, Bianca
336	2003	Combinatorial and Probabilistic Investigation of Arrow's dictator	Tangian, Andranik
337	2003	A Grouping Genetic Algorithm for the Pickup and Delivery Problem with Time Windows	Pankratz, Giselher
338	2003	Planen, Lernen, Optimieren: Beiträge zu Logistik und E-Learning. Festschrift zum 60 Geburtstag von Hermann Gehring	Bortfeldt, Andreas Fischer, Torsten Homberger, Jörg Pankratz, Giselher Strangmeier, Reinhard
339a	2003	Erinnerung und Abruf aus dem Gedächtnis Ein informationstheoretisches Modell kognitiver Prozesse	Rödder, Wilhelm Kuhlmann, Friedhelm
339b	2003	Zweck und Inhalt des Jahresabschlusses nach HGB, IAS/IFRS und US-GAAP	Hinz, Michael
340	2003	Voraussetzungen, Alternativen und Interpretationen einer zielkonformen Transformation von Periodenerfolgsrechnungen – ein Diskussionsbeitrag zum LÜCKE-Theorem	Terstege, Udo
341	2003	Equalizing regional unemployment indices in West and East Germany	Tangian, Andranik
342	2003	Coalition Formation in a Global Warming Game: How the Design of Protocols Affects the Success of Environmental Treaty-Making	Eyckmans, Johan Finus, Michael
343	2003	Stability of Climate Coalitions in a Cartel Formation Game	Finus, Michael van Ierland, Ekko Dellink, Rob
344	2003	The Effect of Membership Rules and Voting Schemes on the Success of International Climate Agreements	Finus, Michael J.-C., Altamirano-Cabrera van Ierland, Ekko
345	2003	Equalizing structural disproportions between East and West German labour market regions	Tangian, Andranik
346	2003	Auf dem Prüfstand: Die geldpolitische Strategie der EZB	Kißmer, Friedrich Wagner, Helmut
347	2003	Globalization and Financial Instability: Challenges for Exchange Rate and Monetary Policy	Wagner, Helmut

348	2003	Anreizsystem Frauenförderung – Informationssystem Gleichstellung am Fachbereich Wirtschaftswissenschaft der FernUniversität in Hagen	Fließ, Sabine Nonnenmacher, Dirk
349	2003	Legitimation und Controller	Pietsch, Gotthard Scherer, Ewald
350	2003	Controlling im Stadtmarketing – Ergebnisse einer Primärerhebung zum Hagener Schaufenster-Wettbewerb	Fließ, Sabine Nonnenmacher, Dirk
351	2003	Zweiseitige kombinatorische Auktionen in elektronischen Transportmärkten – Potenziale und Probleme	Pankratz, Giselher
352	2003	Methodisierung und E-Learning	Strangmeier, Reinhard Bankwitz, Johannes
353 a	2003	A parallel hybrid local search algorithm for the container loading problem	Mack, Daniel Bortfeldt, Andreas Gehring, Hermann
353 b	2004	Übernahmeangebote und sonstige öffentliche Angebote zum Erwerb von Aktien – Ausgestaltungsmöglichkeiten und deren Beschränkung durch das Wertpapiererwerbs- und Übernahmegesetz	Wirtz, Harald
354	2004	Open Source, Netzeffekte und Standardisierung	Maaß, Christian Scherer, Ewald
355	2004	Modesty Pays: Sometimes!	Finus, Michael
356	2004	Nachhaltigkeit und Biodiversität	Endres, Alfred Bertram, Regina
357	2004	Eine Heuristik für das dreidimensionale Strip-Packing-Problem	Bortfeldt, Andreas Mack, Daniel
358	2004	Netzwerkökonomik	Martiensen, Jörn
359	2004	Competitive versus cooperative Federalism: Is a fiscal equalization scheme necessary from an allocative point of view?	Arnold, Volker
360	2004	Gefangenendilemma bei Übernahmeangeboten? Eine entscheidungs- und spieltheoretische Analyse unter Einbeziehung der verlängerten Annahmefrist gem. § 16 Abs. 2 WpÜG	Wirtz, Harald
361	2004	Dynamic Planning of Pickup and Delivery Operations by means of Genetic Algorithms	Pankratz, Giselher



362	2004	Möglichkeiten der Integration eines Zeitmanagements in das Blueprinting von Dienstleistungsprozessen	Fließ, Sabine Lasshof, Britta Meckel, Monika
363	2004	Controlling im Stadtmarketing - Eine Analyse des Hagener Schaufensterwettbewerbs 2003	Fließ, Sabine Wittko, Ole
364	2004	Ein Tabu Search-Verfahren zur Lösung des Timetabling-Problems an deutschen Grundschulen	Desef, Thorsten Bortfeldt, Andreas Gehring, Hermann
365	2004	Die Bedeutung von Informationen, Garantien und Reputation bei integrativer Leistungserstellung	Prechtl, Anja Völker-Albert, Jan- Hendrik
366	2004	The Influence of Control Systems on Innovation: An empirical Investigation	Littkemann, Jörn Derfuß, Klaus
367	2004	Permit Trading and Stability of International Climate Agreements	Altamirano-Cabrera, Juan-Carlos Finus, Michael
368	2004	Zeitdiskrete vs. zeitstetige Modellierung von Preismechanismen zur Regulierung von Angebots- und Nachfragemengen	Mazzoni, Thomas
369	2004	Marktversagen auf dem Softwaremarkt? Zur Förderung der quelloffenen Softwareentwicklung	Christian Maaß Ewald Scherm
370	2004	Die Konzentration der Forschung als Weg in die Sackgasse? Neo-Institutionalistische Überlegungen zu 10 Jahren Anreizsystemforschung in der deutschsprachigen Betriebswirtschaftslehre	Süß, Stefan Muth, Insa
371	2004	Economic Analysis of Cross-Border Legal Uncertainty: the Example of the European Union	Wagner, Helmut
372	2004	Pension Reforms in the New EU Member States	Wagner, Helmut
373	2005	Die Bundestrainer-Scorecard Zur Anwendbarkeit des Balanced Scorecard Konzepts in nicht-ökonomischen Fragestellungen	Eisenberg, David Schulte, Klaus
374	2005	Monetary Policy and Asset Prices: More Bad News for „Benign Neglect“	Berger, Wolfram Kißmer, Friedrich Wagner, Helmut
375	2005	Zeitstetige Modellbildung am Beispiel einer volkswirtschaftlichen Produktionsstruktur	Mazzoni, Thomas

376	2005	Economic Valuation of the Environment	Endres, Alfred
377	2005	Netzwerkökonomik – Eine vernachlässigte theoretische Perspektive in der Strategie-/Marketingforschung?	Maaß, Christian Scherer, Ewald
378	2005	Diversity management's diffusion and design: a study of German DAX-companies and Top-50-U.S.-companies in Germany	Süß, Stefan Kleiner, Markus
379	2005	Fiscal Issues in the New EU Member Countries – Prospects and Challenges	Wagner, Helmut
380	2005	Mobile Learning – Modetrend oder wesentlicher Bestandteil lebenslangen Lernens?	Kuszpa, Maciej Scherer, Ewald
381	2005	Zur Berücksichtigung von Unsicherheit in der Theorie der Zentralbankpolitik	Wagner, Helmut
382	2006	Effort, Trade, and Unemployment	Altenburg, Lutz Brenken, Anke
383	2006	Do Abatement Quotas Lead to More Successful Climate Coalitions?	Altamirano-Cabrera, Juan-Carlos Finus, Michael Dellink, Rob
384	2006	Continuous-Discrete Unscented Kalman Filtering	Singer, Hermann
385	2006	Informationsbewertung im Spannungsfeld zwischen der Informationstheorie und der Betriebswirtschaftslehre	Reucher, Elmar
386	2006	The Rate Structure Pattern: An Analysis Pattern for the Flexible Parameterization of Charges, Fees and Prices	Pleiß, Volker Pankratz, Giselher Bortfeldt, Andreas
387a	2006	On the Relevance of Technical Inefficiencies	Fandel, Günter Lorth, Michael
387b	2006	Open Source und Wettbewerbsstrategie - Theoretische Fundierung und Gestaltung	Maaß, Christian
388	2006	Induktives Lernen bei unvollständigen Daten unter Wahrung des Entropieprinzips	Rödter, Wilhelm
389	2006	Banken als Einrichtungen zur Risikotransformation	Bitz, Michael
390	2006	Kapitalerhöhungen börsennotierter Gesellschaften ohne börslichen Bezugsrechtshandel	Terstege, Udo Stark, Gunnar
391	2006	Generalized Gauss-Hermite Filtering	Singer, Hermann

392	2006	Das Göteborg Protokoll zur Bekämpfung grenzüberschreitender Luftschadstoffe in Europa: Eine ökonomische und spieltheoretische Evaluierung	Ansel, Wolfgang Finus, Michael
393	2006	Why do monetary policymakers lean with the wind during asset price booms?	Berger, Wolfram Kißner, Friedrich
394	2006	On Supply Functions of Multi-product Firms with Linear Technologies	Steinrücke, Martin
395	2006	Ein Überblick zur Theorie der Produktionsplanung	Steinrücke, Martin
396	2006	Parallel greedy algorithms for packing unequal circles into a strip or a rectangle	Timo Kubach, Bortfeldt, Andreas Gehring, Hermann
397	2006	C&P Software for a cutting problem of a German wood panel manufacturer – a case study	Papke, Tracy Bortfeldt, Andreas Gehring, Hermann
398	2006	Nonlinear Continuous Time Modeling Approaches in Panel Research	Singer, Hermann
399	2006	Auftragsterminierung und Materialflussplanung bei Werkstattfertigung	Steinrücke, Martin
400	2006	Import-Penetration und der Kollaps der Phillips-Kurve	Mazzoni, Thomas
401	2006	Bayesian Estimation of Volatility with Moment-Based Nonlinear Stochastic Filters	Grothe, Oliver Singer, Hermann
402	2006	Generalized Gauss-Hermite Filtering for Multivariate Diffusion Processes	Singer, Hermann
403	2007	A Note on Nash Equilibrium in Soccer	Sonnabend, Hendrik Schlepütz, Volker
404	2007	Der Einfluss von Schaufenstern auf die Erwartungen der Konsumenten - eine explorative Studie	Fließ, Sabine Kudermann, Sarah Trell, Esther
405	2007	Die psychologische Beziehung zwischen Unternehmen und freien Mitarbeitern: Eine empirische Untersuchung des Commitments und der arbeitsbezogenen Erwartungen von IT-Freelancern	Süß, Stefan
406	2007	An Alternative Derivation of the Black-Scholes Formula	Zucker, Max Singer, Hermann
407	2007	Computational Aspects of Continuous-Discrete Extended Kalman-Filtering	Mazzoni, Thomas
408	2007	Web 2.0 als Mythos, Symbol und Erwartung	Maaß, Christian Pietsch, Gotthard
409	2007	„Beyond Balanced Growth“: Some Further Results	Stijepic, Denis Wagner, Helmut

410	2007	Herausforderungen der Globalisierung für die Entwicklungsländer: Unsicherheit und geldpolitisches Risikomanagement	Wagner, Helmut
411	2007	Graphical Analysis in the New Neoclassical Synthesis	Giese, Guido Wagner, Helmut
412	2007	Monetary Policy and Asset Prices: The Impact of Globalization on Monetary Policy Trade-Offs	Berger, Wolfram Kißmer, Friedrich Knütter, Rolf
413	2007	Entropiebasiertes Data Mining im Produktdesign	Rudolph, Sandra Röder, Wilhelm
414	2007	Game Theoretic Research on the Design of International Environmental Agreements: Insights, Critical Remarks and Future Challenges	Finus, Michael
415	2007	Qualitätsmanagement in Unternehmenskooperationen - Steuerungsmöglichkeiten und Datenintegrationsprobleme	Meschke, Martina
416	2007	Modernisierung im Bund: Akteursanalyse hat Vorrang	Pietsch, Gotthard Jamin, Leander
417	2007	Inducing Technical Change by Standard Oriented Environmental Policy: The Role of Information	Endres, Alfred Bertram, Regina Rundshagen, Bianca
418	2007	Der Einfluss des Kontextes auf die Phasen einer SAP-Systemimplementierung	Littkemann, Jörn Eisenberg, David Kuboth, Meike
419	2007	Endogenous in Uncertainty and optimal Monetary Policy	Giese, Guido Wagner, Helmut
420	2008	Stockkeeping and controlling under game theoretic aspects	Fandel, Günter Trockel, Jan
421	2008	On Overdissipation of Rents in Contests with Endogenous Intrinsic Motivation	Schlepütz, Volker
422	2008	Maximum Entropy Inference for Mixed Continuous-Discrete Variables	Singer, Hermann
423	2008	Eine Heuristik für das mehrdimensionale Bin Packing Problem	Mack, Daniel Bortfeldt, Andreas
424	2008	Expected A Posteriori Estimation in Financial Applications	Mazzoni, Thomas
425	2008	A Genetic Algorithm for the Two-Dimensional Knapsack Problem with Rectangular Pieces	Bortfeldt, Andreas Winter, Tobias
426	2008	A Tree Search Algorithm for Solving the Container Loading Problem	Fanslau, Tobias Bortfeldt, Andreas
427	2008	Dynamic Effects of Offshoring	Stijepic, Denis Wagner, Helmut
428	2008	Der Einfluss von Kostenabweichungen auf das Nash-Gleichgewicht in einem nicht-kooperativen Disponenten-Controller-Spiel	Fandel, Günter Trockel, Jan
429	2008	Fast Analytic Option Valuation with GARCH	Mazzoni, Thomas
430	2008	Conditional Gauss-Hermite Filtering with Application to Volatility Estimation	Singer, Hermann
431	2008	Web 2.0 auf dem Prüfstand: Zur Bewertung von Internet-Unternehmen	Christian Maaß Gotthard Pietsch

432	2008	Zentralbank-Kommunikation und Finanzstabilität – Eine Bestandsaufnahme	Knütter, Rolf Mohr, Benjamin
433	2008	Globalization and Asset Prices: Which Trade-Offs Do Central Banks Face in Small Open Economies?	Knütter, Rolf Wagner, Helmut
434	2008	International Policy Coordination and Simple Monetary Policy Rules	Berger, Wolfram Wagner, Helmut
435	2009	Matchingprozesse auf beruflichen Teilarbeitsmärkten	Stops, Michael Mazzoni, Thomas
436	2009	Wayfindingprozesse in Parksituationen - eine empirische Analyse	Fließ, Sabine Tetzner, Stefan
437	2009	ENTROPY-DRIVEN PORTFOLIO SELECTION a downside and upside risk framework	Rödder, Wilhelm Gartner, Ivan Ricardo Rudolph, Sandra
438	2009	Consulting Incentives in Contests	Schlepütz, Volker
439	2009	A Genetic Algorithm for a Bi-Objective Winner-Determination Problem in a Transportation-Procurement Auction"	Buer, Tobias Pankratz, Giselher
440	2009	Parallel greedy algorithms for packing unequal spheres into a cuboidal strip or a cuboid	Kubach, Timo Bortfeldt, Andreas Tilli, Thomas Gehring, Hermann
441	2009	SEM modeling with singular moment matrices Part I: ML-Estimation of time series	Singer, Hermann
442	2009	SEM modeling with singular moment matrices Part II: ML-Estimation of sampled stochastic differential equations	Singer, Hermann
443	2009	Konsensuale Effizienzbewertung und -verbesserung – Untersuchungen mittels der Data Envelopment Analysis (DEA)	Rödder, Wilhelm Reucher, Elmar
444	2009	Legal Uncertainty – Is Harmonization of Law the Right Answer? A Short Overview	Wagner, Helmut
445	2009	Fast Continuous-Discrete DAF-Filters	Mazzoni, Thomas
446	2010	Quantitative Evaluierung von Multi-Level Marketingsystemen	Lorenz, Marina Mazzoni, Thomas
447	2010	Quasi-Continuous Maximum Entropy Distribution Approximation with Kernel Density	Mazzoni, Thomas Reucher, Elmar
448	2010	Solving a Bi-Objective Winner Determination Problem in a Transportation Procurement Auction	Buer, Tobias Pankratz, Giselher