

An application of the put-call-parity to variance reduced Monte-Carlo option pricing

Armin Müller¹

Discussion paper No. 495

April 25, 2016

Diskussionsbeiträge der Fakultät für Wirtschaftswissenschaft
der FernUniversität in Hagen
Herausgegeben vom Dekan der Fakultät
Alle Rechte liegen bei dem Verfasser

Abstract: The standard error of Monte Carlo estimators for derivatives typically decreases at a rate $\propto 1/\sqrt{N}$ where N is the sample size. To reduce empirical variance for estimators of several in-the-money options an application of the put-call-parity is analyzed. Instead of directly simulating a call option, first the corresponding put option is simulated. By employing the put-call-parity the desired call price is calculated. Of course, the approach can also be applied vice versa. By employing this approach for in-the-money options, significant variance reductions are observed.

¹FernUniversität in Hagen, Lehrstuhl für angewandte Statistik und Methoden der empirischen Sozialforschung, D-58084 Hagen, Germany, armin.mueller@fernuni-hagen.de

1 Introduction

It is a well known-property of certain options that under the assumption of arbitrage free markets a put-call-parity holds, relating the price of a put option to a call option. The put-call-parity can be derived based on the assumption that two financial products with the same pay-off and the same risk-profile must have the same fair market value. Otherwise, arbitrage would be possible [1, 2].

As described by Reider (1994) [3], put-call-parities can be applied to reduce the variance of Monte-Carlo estimators for option prices. E.g., when pricing an in-the-money call, one can instead simulate the price of a put option with same parameters and independent variables. The put-call-parity then yields the price of the in-the-money call, while the variance of the estimator can be dramatically reduced.

This paper is organized as follows: Monte-Carlo simulations of the Feynman-Kac formula as an approach to option pricing are introduced in section 2. In section 3 put-call-parities for European, Arithmetic Asian, Digital and Basket options are derived. Results for variance reduced Monte-Carlo simulations of these options are presented in section 4 and subsequently discussed in section 5. Section 6 concludes this paper.

2 Monte-Carlo simulation of the Feynman-Kac formula

Black-Scholes PDE In 1973, Fischer Black and Myron Scholes published an important contribution to option pricing theory [4]. Their option pricing model had tremendous impact on the further development of the trading of financial derivatives. Their work was honored with a noble price in economics later [1]. To derive the central constituent of their model, Black and Scholes derived a partial differential equation resulting from a no-arbitrage argument ².

The *hedge portfolio*

$$V = C + \tau S \tag{1}$$

consists of one call and τ units of the underlying with $C \equiv C(S(t), t)$. The

²The representation follows Singer (1999) [5].

differential dV can be calculated by applying Itô's formula³:

$$\begin{aligned}
dV &= dC + \tau dS \\
&= C_S dS + C_t dt + \frac{1}{2} C_{SS} dS^2 + \frac{1}{2} C_{tt} dt^2 + C_{St} dS dt + \tau dS \\
&= (C_S + \tau) dS + \left(C_t + \frac{1}{2} C_{SS} g^2 \right) dt + \mathcal{O}(dt^{3/2})
\end{aligned} \tag{2}$$

Here, the differential equation

$$dS = f dt + g dW \tag{3}$$

and $dW^2 \propto dt$ were used. Terms of the order $dt^{3/2}$ or higher were suppressed.

By choosing $\tau = -C_S$ the hedge portfolio V becomes riskless: The differential dV then depends only on deterministic terms as the first bracket term in the last row of equation (2) vanishes. In consequence, V must earn the risk-free rate r :

$$\begin{aligned}
dV &= \left(C_t + \frac{1}{2} C_{SS} g^2 \right) dt \\
&\stackrel{!}{=} rV dt \\
&= (rC - rC_S S) dt
\end{aligned} \tag{4}$$

In the first row the term (2) was repeated and in the third row definition (1) was inserted. Rearranging elements and choosing a Geometric Brownian Motion ($f = rS$ and $g = \sigma S$) yields the well known Black-Scholes equation

$$C_t + rSC_S + \frac{1}{2} \sigma^2 S^2 C_{SS} - rC = 0. \tag{5}$$

Black and Scholes (1973) [4] presented a closed form solution for an European call with boundary condition $C_T = (S_T - K)^+$:

$$C(S(0), 0) = S(0)\Phi(d_1) - Ke^{-rT}\Phi(d_2) \tag{6}$$

with

$$d_{1,2} = \frac{\ln \frac{S(0)}{K} + \left(r \pm \frac{\sigma^2}{2} \right) T}{\sigma \sqrt{T}}.$$

Feynman-Kac formula An alternative approach to option pricing was introduced by Cox and Ross in 1976 [6]. The authors state that in a risk-neutral world

³In this paper, the abbreviation $\frac{\partial C}{\partial S} \equiv C_S$ is frequently used.

the expected rates on the underlying and on the option must equal the risk-free rate:

$$\begin{aligned}\mathbb{E}[S(T)/S(0)|S(0) = S_0] &= e^{rT} \\ \mathbb{E}[C(S(T), T)/C(S(0), 0)|S(0) = S_0] &= C(S(0), 0)^{-1} \mathbb{E}[C(S(T), T)|S(0) = S_0] \\ &= e^{rT}\end{aligned}\tag{7}$$

Setting $C(S(T), T) = h(S(T))$ and rearranging yields the Feynman-Kac formula for option pricing⁴:

$$\begin{aligned}C(S(0), 0) &= e^{-rT} \mathbb{E}[h(S(T))|S(0) = S_0] \\ &= e^{-rT} \int h(S'(T)) p(S'(T), T|S(0), 0) dS'(T)\end{aligned}\tag{8}$$

The advantage of this representation is that for more difficult boundary conditions $h(S(T))$, where no analytical solution to the Black-Scholes PDE (5) exists, option prices can be approximated by Monte-Carlo simulations. To obtain a Monte-Carlo estimator, N i.i.d. random numbers are drawn from the transition density $p(S'(T), T|S(0), 0)$ yielding

$$\hat{C} \equiv \hat{C}(S(0), 0) = \frac{1}{N} \sum_{i=1}^N \hat{C}_i\tag{9}$$

with standard error

$$\delta \hat{C} = \sqrt{\frac{1}{N(N-1)} \left(\sum_{i=1}^N \hat{C}_i^2 - N \hat{C}^2 \right)}.\tag{10}$$

Path-dependent options A similar approach can be applied to path-dependent options [8]. Here, we consider an Arithmetic Asian option depending on the entire path of the underlying:

$$h(S(T), Y(T), T) \equiv C(S(T), Y(T), T) = \left(\frac{Y(T)}{T} - K \right)^+\tag{11}$$

with

$$Y(t) := \int_0^t S(u) du, \text{ for } t \in [0, T].\tag{12}$$

⁴This representation follows Singer (1999) [5]. It can be shown that this intuitive representation of the option price as discounted expected value of the pay-off function solves the partial differential equation 5. For further details on the Feynman-Kac formula see [2, 7].

Differentiating equation (12) yields

$$dY = S(t)dt. \quad (13)$$

A partial differential equation for the option price can be derived as above applying Itô's formula:

$$\begin{aligned} dV &= dC + \tau dS \\ &= C_S dS + C_Y dY + C_t dt + \frac{1}{2} C_{SS} dS^2 + \frac{1}{2} C_{YY} dY^2 + \frac{1}{2} C_{tt} dt^2 \\ &\quad + C_{SY} dS dY + C_{St} dS dt + C_{Yt} dY dt + \tau dS \\ &= (C_S + \tau) dS + \left(C_t + C_Y S + \frac{1}{2} C_{SS} g^2 \right) dt + \mathcal{O}(dt^{3/2}) \end{aligned} \quad (14)$$

Choosing again $\tau = -C_S$ yields an equation similar to (5) including the additional term $C_Y S$:

$$0 = C_t + rSC_S + C_Y S + \frac{1}{2} \sigma^2 S^2 C_{SS} - rC \quad (15)$$

For this type of option no explicit analytical solution is available [9]. However, the option can be replicated by a portfolio (the *replicating portfolio*) $X(t)$ consisting of $-\tau = C_S$ units of the underlying and a risk-free position [8, 10]. It can be shown that the discounted replicating portfolio $e^{-rt}X(t)$ is a martingale [8] and that therefore

$$X(t) = \mathbf{E} \left[e^{-r(T-t)} X(T) \mid S(t) = S_t, Y(t) = Y_t \right] \quad (16)$$

holds. This implies

$$\begin{aligned} C(S(t), Y(t), t) &= \mathbf{E} \left[e^{-r(T-t)} h(S(T), Y(T), T) \mid S(t) = S_t, Y(t) = Y_t \right] \\ &= e^{-r(T-t)} \mathbf{E} \left[\left(\frac{1}{T} \int_0^T S(u) du - K \right)^+ \mid S(t) = S_t, Y(t) = Y_t \right] \end{aligned} \quad (17)$$

and

$$C(S(0), Y(0), 0) = e^{-rT} \mathbf{E} \left[\left(\frac{1}{T} \int_0^T S(u) du - K \right)^+ \mid S(0) = S_0, Y(0) = Y_0 \right]. \quad (18)$$

As a consequence, also prices of path-dependent Arithmetic Asian options can

be estimated by Monte-Carlo simulations.

3 Put-call-parities for several options

European options In the case of a European option with pay-off function

$$C_T = (S_T - K)^+ \quad (19)$$

the put call parity can be derived as follows⁵:

Transaction	Current Value	Value at expiration	
		$S_T \leq K$	$S_T > K$
<i>European call</i>			
Buy call	C_0	0	$S_T - K$
<i>Synthetic European call</i>			
Buy put	P_0	$K - S_T$	0
Buy underlying asset	S_0	S_T	S_T
Issue bond	$-Ke^{-rT}$	$-K$	$-K$
Total	$P_0 + S_0 - Ke^{-rT}$	0	$S_T - K$

Table 1: European call and synthetic European call

The pay-off function of a European long call position with strike K is the same as the pay-off function of a portfolio containing a European long put position with the same strike K , a long position of the underlying asset S_0 and a short position of a bond with nominal value K . In an arbitrage-free market, this portfolio (a so called “synthetic call”) must therefore have the same price yielding the put-call-parity for European options:

$$C_0 = P_0 + S_0 - Ke^{-rT} \quad (20)$$

Arithmetic Asian options For Arithmetic Asian options similar relations hold both in the fixed- and in the floating-strike case [12, 13]. Here, in the same manner as above, a put-call-parity is derived for a Asian call option with the following pay-off function:

$$C_T = (\bar{S}_T - K)^+ \text{ with } \bar{S}_T = \frac{1}{m} \sum_{i=1}^m S_i. \quad (21)$$

It is assumed that $S_m = S_T$ and that all S_i are equidistant. Otherwise the following parameter μ would have to be adjusted accordingly.

⁵The derivation follows Chance (2015) [11].

In the following table, the pay-offs for several transactions are given setting

$$\mu = \left(e^{-\frac{rT(m-1)}{m}} + \dots + e^{-\frac{rT}{m}} + 1 \right) : \quad (22)$$

Transaction	Current Value	Value at expiration	
		$\bar{S}_T \leq K$	$\bar{S}_T > K$
<i>Asian call</i>			
Buy m calls	mC_0	0	$\sum_{i=1}^m S_i - mK$
<i>Synthetic Asian call</i>			
Buy m puts	mP_0	$mK - \sum_{i=1}^m S_i$	0
Buy μ underlying assets and sell assets for $S_i e^{-\frac{rT(m-i)}{m}}$ at each $i = 1, \dots, m$	μS_0	$\sum_{i=1}^m S_i$	$\sum_{i=1}^m S_i$
Issue m bonds	$-mK e^{-rT}$	$-mK$	$-mK$
Total	$mP_0 + \mu S_0 - mK e^{-rT}$	0	$\sum_{i=1}^m S_i - mK$

Table 2: Asian call and synthetic Asian call

As the pay-off of the synthetic Asian call is the same as the pay-off of the Asian call, the current prices must equal. Dividing by m yields a put-call-parity slightly different from the European case (20):

$$C_0 = P_0 + \frac{\mu}{m} S_0 - K e^{-rT} \quad (23)$$

Alziary et al. (1997) [13] discuss the case of Arithmetic Asian options with integral pay-off function of the type of equation (11), i.e. the case where $m \rightarrow \infty$.

Basket options The approach of constructing a synthetic portfolio that exactly replicates the option to be priced can be extended to Basket options depending on more than one underlying asset. In the case of a linear dependence of the option value on the underlying assets, in principle put-call-parities for Basket options with an infinite amount of underlyings can be derived. For simplicity, in this paper only the two-asset-case is considered.

We examine a Basket option depending on the terminal value at T of two underlying assets S_1 and S_2 with pay-off function

$$C_T = (S_{1,T} + S_{2,T} - K)^+ . \quad (24)$$

Again, we construct a synthetic portfolio that perfectly replicates the Basket call.

Transaction	Current Value	Value at expiration	
		$S_{1,T} + S_{2,T} \leq K$	$S_{1,T} + S_{2,T} > K$
<i>Basket call</i>			
Buy call	C_0	0	$S_{1,T} + S_{2,T} - K$
<i>Synthetic Basket call</i>			
Buy put	P_0	$K - S_{1,T} - S_{2,T}$	0
Buy underlying assets	$S_{1,0} + S_{2,0}$	$S_{1,T} + S_{2,T}$	$S_{1,T} + S_{2,T}$
Issue bond	$-Ke^{-rT}$	$-K$	$-K$
Total	$P_0 + S_{1,0} + S_{2,0} - Ke^{-rT}$	0	$S_{1,T} + S_{2,T} - K$

Table 3: Basket call and synthetic Basket call

This yields a put-call-parity of the following form similar to the European case (20):

$$C_0 = P_0 + S_{1,0} + S_{2,0} - Ke^{-rT} \quad (25)$$

Note that no assumption on the correlation of the two assets $S_{1,t}$ and $S_{2,t}$ has been made.

Digital options Let's now consider a Digital call option with pay-off function

$$C_T = \theta(S - K) \quad (26)$$

where $\theta(x)$ is the Heaviside step function.

Here the approach of constructing a synthetic replicating portfolio for a call is slightly different. Instead of buying the put, buying the underlying and selling a bond in this case it is necessary to sell a put and to buy a bond with nominal value 1 (not K !):

Thus, a put-call-parity relation of the form

$$C_0 = -P_0 + e^{-rT} \quad (27)$$

results.

In the next chapters the put-call-parities (20), (23), (25) and (27) will be applied to analyze variance reduced option price estimators. The deterministic relation between put and call prices will be exploited to price in-the-money calls.

Transaction	Current Value	Value at expiration	
		$S_T \leq K$	$S_T > K$
<i>Digital call</i>			
Buy call	C_0	0	1
<i>Synthetic Digital call</i>			
Sell put	$-P_0$	-1	0
Buy bond	e^{-rT}	1	1
Total	$-P_0 + e^{-rT}$	0	1

Table 4: Digital call and synthetic Digital call

4 Numerical Results

Introductory remarks Several Monte-Carlo simulation of option prices were conducted to investigate the variance reduction effect of applying the put-call-parities (20), (23), (25) and (27) derived in section 3.

For all options investigated the Black-Scholes stock price model [4] involving a Geometric Brownian Motion as introduced in section 2 was employed for reasons of simplicity. However, as the put-call-parities presented in section 3 do not depend on a particular stock price model, other models like the CEV model as discussed by Cox in 1975 [14] and by Cox and Ross in 1976 [6], the CIR model introduced by Cox, Ingersoll and Ross in 1985 [15] or Scott’s stochastic volatility model introduced in 1987 [16] could have been used as well.

To simulate sample paths, the differential equation (3) for the special case of a Geometric Brownian Motion with $f = rS$ and $g = \sigma S$ was discretized using the Euler-Maruyama approximation [17]:

$$S_{i+1} = S_i + rS_i\Delta t + \sigma S_i\epsilon_i\sqrt{\Delta t} \quad (28)$$

where ϵ_i is a standard normal random number. For all options, $T = 1$ and $n = 1.000$ was selected, involving $\Delta t = 0.001$. In all four examples presented subsequently, option prices were estimated based on a sample size of $N = 100$ both for the simulation of call options and for the simulation of put options. This rather small sample size was used mainly to make standard errors visible in figures 1, 2 and 4.

In all cases, first a straight forward Monte-Carlo simulation of the call option (named “Direct MC” subsequently) was conducted. In a second step, a Monte-Carlo simulation of the corresponding put option with same parameters was carried out (named “Put-Call-Parity MC”). Call values were then calculated by applying the put-call-parities (20), (23), (25) and (27). In order to compare the performance of

European Call

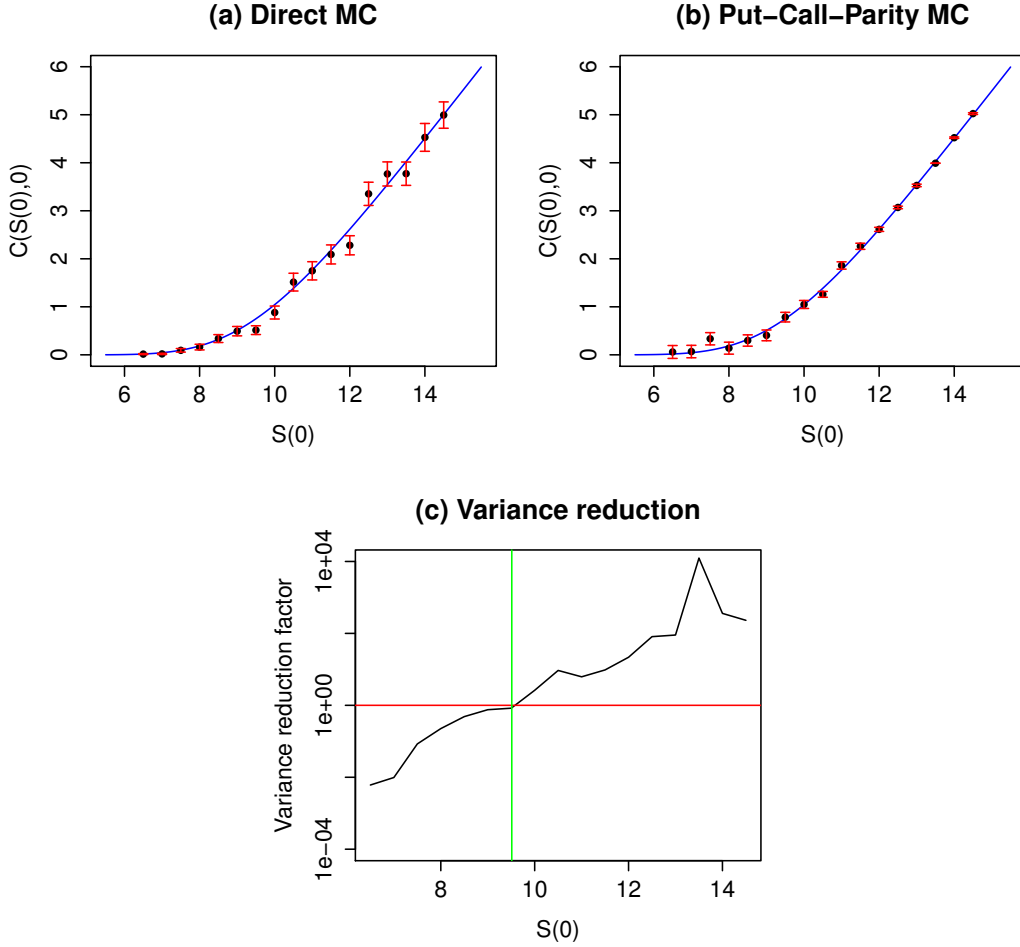


Figure 1: **(a) Direct MC**: Black dots: direct Monte-Carlo simulation of European call with pay-off function (19) with $r = 0.05$, $\sigma = 0.2$, $T = 1$, $K = 10$, $n = 1.000$ discretization steps and $N = 100$ trajectories simulated. Red bars: Standard error of simulated option value. Blue line: Analytic option price calculated with Black-Scholes formula (6). **(b) Put-Call-Parity MC**: Black dots: Call prices calculated employing equation (20). Required put prices were estimated by Monte-Carlo simulation with same parameters as in (a). Red bars: as in (a). Blue line: as in (a). **(c) Variance reduction**: Black line: Variance reduction achieved by employing put-call-parity (20). The variance reduction factor is calculated as ratio between the empirical variances of the two Monte-Carlo estimators presented in (a) and (b). Red line: Line where the variance reduction factor equals one, i.e. empirical variance of estimators is not influenced by employing the put-call-parity. Green line: Line where $S(0) = Ke^{-rT}$.

Arithmetic Asian Call

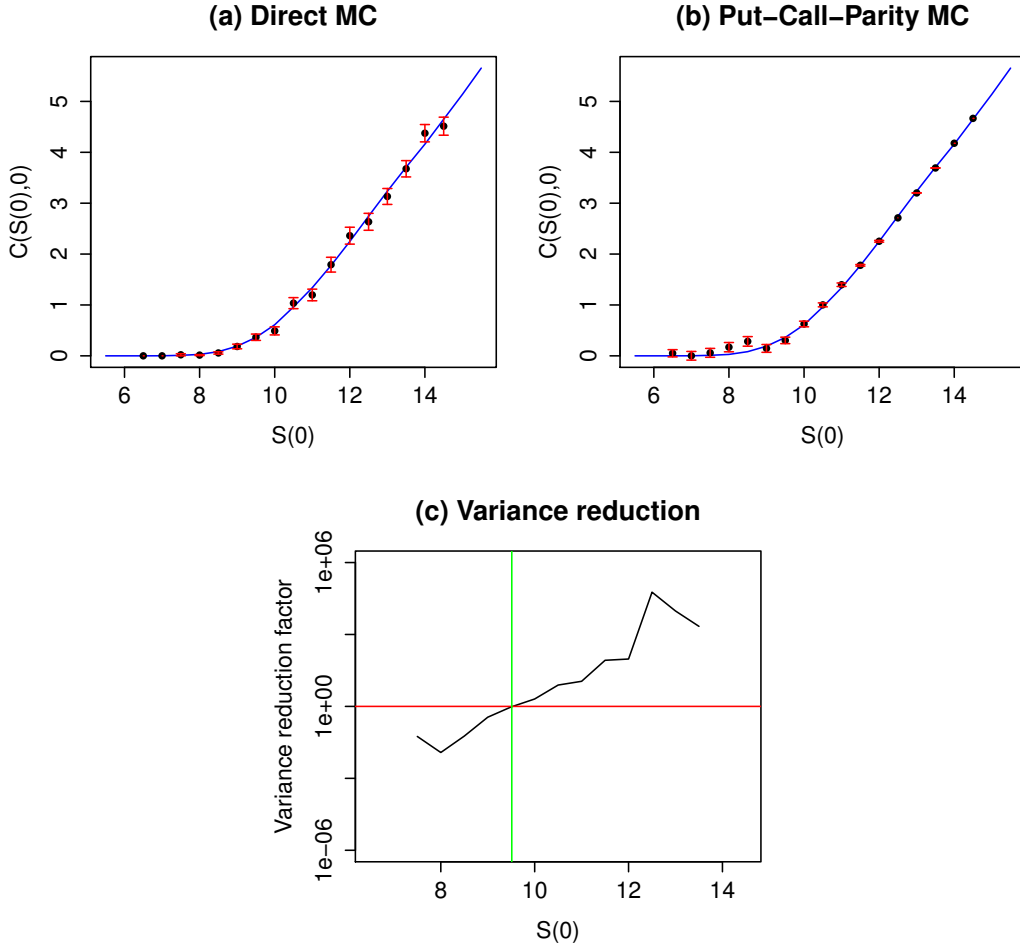
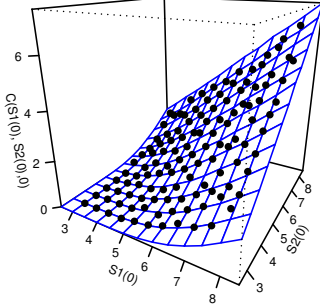


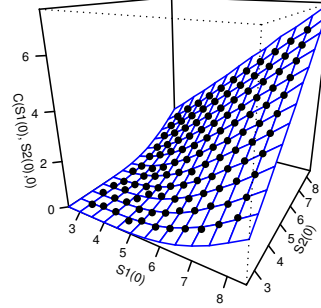
Figure 2: **(a) Direct MC:** Black dots: direct Monte-Carlo simulation of Arithmetic Asian call with pay-off function (21) with $r = 0.05$, $\sigma = 0.2$, $T = 1$, $K = 10$, $n = 1.000$ discretization steps, $N = 100$ trajectories simulated and $m = 10$, i.e. the course trajectory was divided in m equal parts and the final S value of each interval was taken to calculate \bar{S} . Red bars: Standard error of simulated option value. Blue line: Option price simulated with same parameters as before, but with increased number of trajectories $N_{\text{reference}} = 10,000$. **(b) Put-Call-Parity MC:** Black dots: Call prices calculated employing equation (23). Required put prices were estimated by Monte-Carlo simulation with same parameters as in (a). Red bars: as in (a). Blue line: as in (a). **(c) Variance reduction:** Black line: Variance reduction achieved by employing put-call-parity (23). The variance reduction factor is calculated as ratio between the empirical variances of the two Monte-Carlo estimators presented in (a) and (b). Due to low sample size ($n = 100$) for low (Direct MC) and high (Put-Call-Parity MC) S_0 values variances could not be calculated as all trajectories yielded a terminal value of 0. Red line: Line where the variance reduction factor equals one, i.e. empirical variance of estimators is not influenced by employing the put-call-parity. Green line: Line where $S(0) = Ke^{-rT}$.

Basket Call

(a) Direct MC



(b) Put-Call-Parity MC



(c) Variance reduction

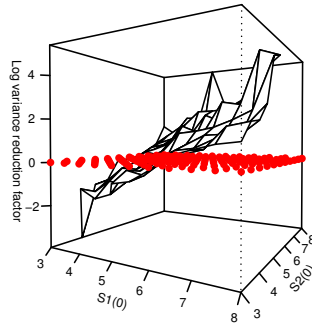


Figure 3: **(a) Direct MC:** Black dots: direct Monte-Carlo simulation of Basket call with pay-off function (24) with $r = 0.05$, $\sigma = 0.2$, $T = 1$, $K = 10$, $n = 1.000$ discretization steps and $N = 100$ trajectories simulated. Blue surface: Option price simulated with same parameters as before, but with increased number of trajectories $N_{\text{reference}} = 10,000$. For reasons of clarity error bars were omitted. However, also a visual inspection yields that the black dots fit more smoothly to the blue surface for low underlying values. **(b) Put-Call-Parity MC:** Black dots: Call prices calculated employing equation (25). Required put prices were estimated by Monte-Carlo simulation with same parameters as in (a). Blue surface: as in (a). Here, black dots fit more smoothly to the blue surface for high underlying values. **(c) Variance reduction:** Black surface: Variance reduction achieved by employing put-call-parity (25). The log variance reduction factor is calculated as logarithm of the ratio between the empirical variances of the two Monte-Carlo estimators presented in (a) and (b). Red dots: Plane where the log variance reduction factor equals zero, i.e. empirical variance of estimators is not influenced by employing the put-call-parity.

Digital Call

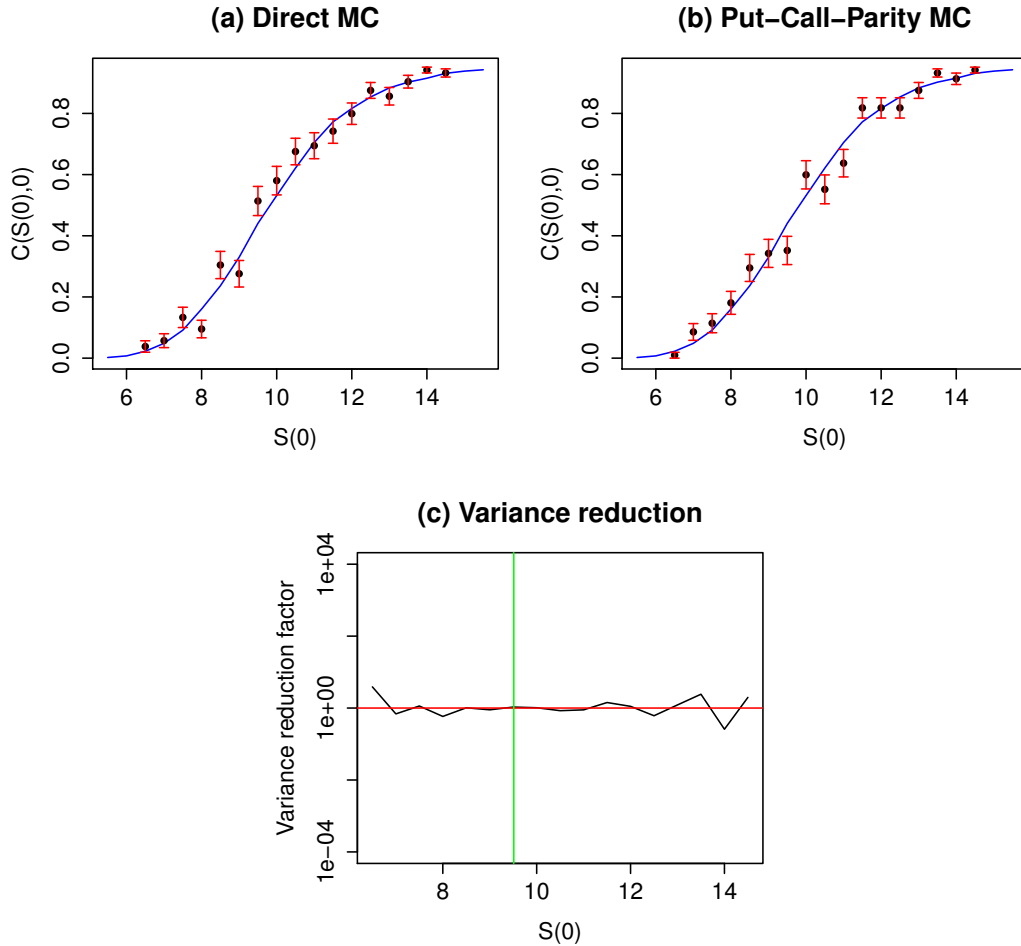


Figure 4: **(a) Direct MC**: Black dots: direct Monte-Carlo simulation of Digital call with pay-off function (26) with $r = 0.05$, $\sigma = 0.2$, $T = 1$, $K = 10$, $n = 1.000$ discretization steps and $N = 100$ trajectories simulated. Red bars: Standard error of simulated option value. Blue line: Option price simulated with same parameters as before, but with increased number of trajectories $N_{\text{reference}} = 10,000$. **(b) Put-Call-Parity MC**: Black dots: Call prices calculated employing equation (27). Required put prices were estimated by Monte-Carlo simulation with same parameters as in (a). Red bars: as in (a). Blue line: as in (a). **(c) Variance reduction**: Black line: Variance reduction achieved by employing put-call-parity (27). The variance reduction factor is calculated as ratio between the empirical variances of the two Monte-Carlo estimators presented in (a) and (b). Red line: Line where the variance reduction factor equals one, i.e. empirical variance of estimators is not influenced by employing the put-call-parity. Green line: Line where $S(0) = Ke^{-rT}$.

both approaches, variance reduction factors were calculated dividing the empirical variance of the Direct MC estimator by the empirical variance of the Put-Call-Parity MC estimator.

European call For the case of a European call option with pay-off function (19) the results for the two Monte-Carlo simulation approaches are shown in figure 1. Monte-Carlo estimators including standard errors are shown in subfigures (a) and (b). To examine possible biases the analytically exact option price calculated using the Black-Scholes formula 6 is depicted as well. Most Monte-Carlo estimators range within one standard deviation or less from the analytical value. Positive variance reduction results have been achieved by applying the put-call-parity to Monte-Carlo simulations of in-the-money calls. Reduction factors up to 10^4 have been achieved.

Arithmetic Asian call Similar results have been achieved for an Arithmetic Asian call option with pay-off function (21) (see figure 2). The exact option price curve here could not be calculated analytically as no closed form solution to the PDE (15) exists [18] which makes Monte-Carlo simulations even more interesting. Therefore, the blue reference curve was simulated employing a bigger sample size $N_{\text{reference}} = 10,000$. Again, significant variance reduction was achieved for in-the-money calls.

Basket call Also for the analyzed Basket call with pay-off function (24) the approach works well yielding variance reduction for in-the-money calls (see figure 3). Again, the reference surface has been simulated employing a bigger sample size $N_{\text{reference}} = 10,000$.

Digital call For the analyzed Digital call with pay-off function (26) results are presented in figure 4. The main result differs from the other options: no variance reduction could be achieved by applying the put-call-parity to in-the-money calls. Also here the blue reference curve has been simulated employing a bigger sample size $N_{\text{reference}} = 10,000$.

5 Discussion

Variance reduction by applying put-call-parities The results presented in section 4 indicate that considerable variance reduction can be achieved by applying

put-call-parities to the valuation of several in-the-money options by Monte-Carlo simulation. It appears useful to apply put-call-parities whenever they allow to represent a stochastic quantity by deterministic components and a residual stochastic quantity reduced in absolute size. The standard error of a deterministic component equals zero per definition. The absolute size of the standard error of a stochastic quantity tends to decrease with decreased quantity size. Consequently, Gaussian propagation of uncertainty leads to variance reduced Monte-Carlo estimators. This is the case for the analyzed European, Asian and Basket calls. However, the profile of the Digital call's pay-off function involves that uncertainty does not decrease by applying the put-call-parity. This is not surprising as the relative size of the stochastic component compared with the deterministic component remains approximately the same. In contrast to other put-call-parities, the deterministic amount in equation (27) for all underlying values S_0 is low. As a consequence no variance reduction can be achieved.

In the three cases where variance reduction was achieved, the put-call-parity came in handy for in-the-money options. For practical purposes, as a rule of thumb the put-call-parity can be applied as soon as the current value of the underlying S_0 exceeds the discounted strike price Ke^{-rT} .

Setting the stage for more efficient importance sampling Another interesting consequence from the presented results is that by applying the put-call-parity the valuation of an in-the-money (call/put) option can be transformed to the valuation of an out-of-the-money (put/call) option. This sets the stage for the application of efficient importance sampling techniques.

Importance sampling implies the consideration of an additional drift terms in the differential equation of the underlying stock. As shown in several publications [5, 18, 19, 20] this approach can lead to considerable variance reduction and may be more powerful in the case of out-of-the-money options. The high suitability of this approach for the pricing of out-of-the-money options follows from the fact that without importance sampling many trajectories end below the strike price (in the case of call options) or above the strike price (in the case of put options). The additional drift term then has the effect of pushing an increased amount of trajectories above strike price for call options or below the strike price for put options. As a result more trajectories contribute to the Monte-Carlo simulation leading to an unbiased estimator with reduced variance⁶. For in-the-money options the effect generally is smaller as already without importance sampling most trajectories

⁶For details see Singer (2014) [20].

contribute to the Monte-Carlo estimator.

As a consequence, applying the put-call-parity Monte-Carlo approach when pricing an in-the-money option not only reduces the estimator variance *per se*. It also transforms the Monte-Carlo simulation into a regime where importance sampling works especially well. The joint impact of applying the put-call-parity and importance sampling techniques will be studied in a subsequent paper.

6 Conclusion

Put-call-parities for different types of options have been derived. For in-the-money call options it has been shown that the simulation of the corresponding put options and subsequent calculation of the call price by applying put-call-parities can lead to considerable variance reduction. So, the application of put-call-parities can contribute to the acceleration of derivative pricing and portfolio valuation by Monte-Carlo simulations.

7 Acknowledgments

I am very grateful to my supervisor Prof. Hermann Singer (FernUniversität in Hagen, Lehrstuhl für angewandte Statistik und Methoden der empirischen Sozialforschung) for the support of my research and the related discussions.

References

- [1] Hull J. Optionen, Futures und andere Derivate. 6th ed. wi - wirtschaft. München: Pearson Studium; 2006.
- [2] Duffie D. Dynamic asset pricing theory. Princeton University Press; 2010.
- [3] Reider RL. Two applications of Monte Carlo techniques to finance. University of Pennsylvania. 1994;.
- [4] Black F, Scholes M. The Pricing of Options and Corporate Liabilities. The Journal of Political Economy. 1973 May-June;81(3):637–654.
- [5] Singer H. Finanzmarktökonomie. Wirtschaftswissenschaftliche Beiträge Nr. 171. Physica-Verl.; 1999.

- [6] Cox JC, Ross SA. The valuation of options for alternative stochastic processes. *Journal of Financial Economics*. 1976;3(1–2):145 – 166.
- [7] Karatzas I, Shreve S. *Brownian motion and stochastic calculus*. vol. 113. Springer Science & Business Media; 1988.
- [8] Dang VX, Potter H, Glasgow S, Taylor S. Pricing the Asian Call Option. *Electronic Proceedings of Undergraduate Mathematics Day*. 2008;.
- [9] Kemna AGZ, Vorst A. A pricing method for options based on average asset values. *Journal of Banking & Finance*. 1990;14(1):113–129.
- [10] Jacques M. On the hedging portfolio of Asian options. *Astin Bulletin*. 1996;26(02):165–183.
- [11] Chance D. *Derivatives and Portfolio Management - Reading 49: Option markets and Contracts*. vol. 6. CFA Institute - CFA Level II curriculum; 2015.
- [12] Bouaziz L, Briys E, Crouhy M. The pricing of forward-starting Asian options. *Journal of Banking & Finance*. 1994;18(5):823–839.
- [13] Alziary B, Décamps JP, Koehl PF. A PDE approach to Asian options: analytical and numerical evidence. *Journal of Banking & Finance*. 1997;21(5):613–640.
- [14] Cox J. Notes on option pricing I: Constant elasticity of variance diffusions. Unpublished note, Stanford University, Graduate School of Business. 1975;.
- [15] Cox JC, Ingersoll Jr JE, Ross SA. A theory of the term structure of interest rates. *Econometrica: Journal of the Econometric Society*. 1985;p. 385–407.
- [16] Scott LO. Option Pricing when the Variance Changes Randomly: Theory, Estimation, and an Application. *The Journal of Financial and Quantitative Analysis*. 1987;22(4):pp. 419–438.
- [17] Kloeden PE, Platen E. *Numerical solution of stochastic differential equations*. Berlin ; New York: Springer-Verlag; 1992.
- [18] Glasserman P, Heidelberger P, Shahabuddin P. Asymptotically Optimal Importance Sampling and Stratification for Pricing Path-Dependent Options. *Mathematical Finance*. 1999;9(2):117–152.

- [19] Zhao Q, Liu G, Gu G. Variance Reduction Techniques of Importance Sampling Monte Carlo Methods for Pricing Options. *Journal of Mathematical Finance*. 2013;3(4):431–436.
- [20] Singer H. Importance sampling for Kolmogorov backward equations. *AStA Advances in Statistical Analysis*. 2014;98(4):345–369.

Die Diskussionspapiere ab Nr. 183 (1992) bis heute, können Sie im Internet unter <http://www.fernuni-hagen.de/wirtschaftswissenschaft/forschung/beitraege.shtml> einsehen und zum Teil downloaden.

Ältere Diskussionspapiere selber erhalten Sie nur in den Bibliotheken.

Nr	Jahr	Titel	Autor/en
420	2008	Stockkeeping and controlling under game theoretic aspects	Fandel, Günter Trockel, Jan
421	2008	On Overdissipation of Rents in Contests with Endogenous Intrinsic Motivation	Schlepütz, Volker
422	2008	Maximum Entropy Inference for Mixed Continuous-Discrete Variables	Singer, Hermann
423	2008	Eine Heuristik für das mehrdimensionale Bin Packing Problem	Mack, Daniel Bortfeldt, Andreas
424	2008	Expected A Posteriori Estimation in Financial Applications	Mazzoni, Thomas
425	2008	A Genetic Algorithm for the Two-Dimensional Knapsack Problem with Rectangular Pieces	Bortfeldt, Andreas Winter, Tobias
426	2008	A Tree Search Algorithm for Solving the Container Loading Problem	Fanslau, Tobias Bortfeldt, Andreas
427	2008	Dynamic Effects of Offshoring	Stijepic, Denis Wagner, Helmut
428	2008	Der Einfluss von Kostenabweichungen auf das Nash-Gleichgewicht in einem nicht-kooperativen Disponenten-Controller-Spiel	Fandel, Günter Trockel, Jan
429	2008	Fast Analytic Option Valuation with GARCH	Mazzoni, Thomas
430	2008	Conditional Gauss-Hermite Filtering with Application to Volatility Estimation	Singer, Hermann
431	2008	Web 2.0 auf dem Prüfstand: Zur Bewertung von Internet-Unternehmen	Christian Maaß Gotthard Pietsch
432	2008	Zentralbank-Kommunikation und Finanzstabilität – Eine Bestandsaufnahme	Knütter, Rolf Mohr, Benjamin
433	2008	Globalization and Asset Prices: Which Trade-Offs Do Central Banks Face in Small Open Economies?	Knütter, Rolf Wagner, Helmut
434	2008	International Policy Coordination and Simple Monetary Policy Rules	Berger, Wolfram Wagner, Helmut
435	2009	Matchingprozesse auf beruflichen Teilarbeitsmärkten	Stops, Michael Mazzoni, Thomas
436	2009	Wayfindingprozesse in Parksituationen - eine empirische Analyse	Fließ, Sabine Tetzner, Stefan
437	2009	ENTROPY-DRIVEN PORTFOLIO SELECTION a downside and upside risk framework	Röder, Wilhelm Gartner, Ivan Ricardo Rudolph, Sandra
438	2009	Consulting Incentives in Contests	Schlepütz, Volker

439	2009	A Genetic Algorithm for a Bi-Objective Winner-Determination Problem in a Transportation-Procurement Auction"	Buer, Tobias Pankratz, Giselher
440	2009	Parallel greedy algorithms for packing unequal spheres into a cuboidal strip or a cuboid	Kubach, Timo Bortfeldt, Andreas Tilli, Thomas Gehring, Hermann
441	2009	SEM modeling with singular moment matrices Part I: ML-Estimation of time series	Singer, Hermann
442	2009	SEM modeling with singular moment matrices Part II: ML-Estimation of sampled stochastic differential equations	Singer, Hermann
443	2009	Konsensuale Effizienzbewertung und -verbesserung – Untersuchungen mittels der Data Envelopment Analysis (DEA)	Rödder, Wilhelm Reucher, Elmar
444	2009	Legal Uncertainty – Is Harmonization of Law the Right Answer? A Short Overview	Wagner, Helmut
445	2009	Fast Continuous-Discrete DAF-Filters	Mazzoni, Thomas
446	2010	Quantitative Evaluierung von Multi-Level Marketingsystemen	Lorenz, Marina Mazzoni, Thomas
447	2010	Quasi-Continuous Maximum Entropy Distribution Approximation with Kernel Density	Mazzoni, Thomas Reucher, Elmar
448	2010	Solving a Bi-Objective Winner Determination Problem in a Transportation Procurement Auction	Buer, Tobias Pankratz, Giselher
449	2010	Are Short Term Stock Asset Returns Predictable? An Extended Empirical Analysis	Mazzoni, Thomas
450	2010	Europäische Gesundheitssysteme im Vergleich – Effizienzmessungen von Akutkrankenhäusern mit DEA –	Reucher, Elmar Sartorius, Frank
451	2010	Patterns in Object-Oriented Analysis	Blaimer, Nicolas Bortfeldt, Andreas Pankratz, Giselher
452	2010	The Kuznets-Kaldor-Puzzle and Neutral Cross-Capital-Intensity Structural Change	Stijepic, Denis Wagner, Helmut
453	2010	Monetary Policy and Boom-Bust Cycles: The Role of Communication	Knütter, Rolf Wagner, Helmut
454	2010	Konsensuale Effizienzbewertung und –verbesserung mittels DEA – Output- vs. Inputorientierung –	Reucher, Elmar Rödder, Wilhelm
455	2010	Consistent Modeling of Risk Averse Behavior with Spectral Risk Measures	Wächter, Hans Peter Mazzoni, Thomas

456	2010	Der virtuelle Peer – Eine Anwendung der DEA zur konsensualen Effizienz- bewertung –	Reucher, Elmar
457	2010	A two-stage packing procedure for a Portuguese trading company	Moura, Ana Bortfeldt, Andreas
458	2010	A tree search algorithm for solving the multi-dimensional strip packing problem with guillotine cutting constraint	Bortfeldt, Andreas Jungmann, Sabine
459	2010	Equity and Efficiency in Regional Public Good Supply with Imperfect Labour Mobility – Horizontal versus Vertical Equalization	Arnold, Volker
460	2010	A hybrid algorithm for the capacitated vehicle routing problem with three-dimensional loading constraints	Bortfeldt, Andreas
461	2010	A tree search procedure for the container relocation problem	Forster, Florian Bortfeldt, Andreas
462	2011	Advanced X-Efficiencies for CCR- and BCC-Modell – Towards Peer-based DEA Controlling	Rödder, Wilhelm Reucher, Elmar
463	2011	The Effects of Central Bank Communication on Financial Stability: A Systematization of the Empirical Evidence	Knütter, Rolf Mohr, Benjamin Wagner, Helmut
464	2011	Lösungskonzepte zur Allokation von Kooperationsvorteilen in der kooperativen Transportdisposition	Strangmeier, Reinhard Fiedler, Matthias
465	2011	Grenzen einer Legitimation staatlicher Maßnahmen gegenüber Kreditinstituten zur Verhinderung von Banken- und Wirtschaftskrisen	Merbecks, Ute
466	2011	Controlling im Stadtmarketing – Eine Analyse des Hagener Schaufensterwettbewerbs 2010	Fließ, Sabine Bauer, Katharina
467	2011	A Structural Approach to Financial Stability: On the Beneficial Role of Regulatory Governance	Mohr, Benjamin Wagner, Helmut
468	2011	Data Envelopment Analysis - Skalenerträge und Kreuzskalenerträge	Wilhelm Rödder Andreas Dellnitz
469	2011	Controlling organisatorischer Entscheidungen: Konzeptionelle Überlegungen	Lindner, Florian Scherer, Ewald
470	2011	Orientierung in Dienstleistungsumgebungen – eine explorative Studie am Beispiel des Flughafen Frankfurt am Main	Fließ, Sabine Colaci, Antje Nesper, Jens

471	2011	Inequality aversion, income skewness and the theory of the welfare state	Weinreich, Daniel
472	2011	A tree search procedure for the container retrieval problem	Forster, Florian Bortfeldt, Andreas
473	2011	A Functional Approach to Pricing Complex Barrier Options	Mazzoni, Thomas
474	2011	Bologna-Prozess und neues Steuerungsmodell – auf Konfrontationskurs mit universitären Identitäten	Jost, Tobias Scherm, Ewald
475	2011	A reduction approach for solving the rectangle packing area minimization problem	Bortfeldt, Andreas
476	2011	Trade and Unemployment with Heterogeneous Firms: How Good Jobs Are Lost	Altenburg, Lutz
477	2012	Structural Change Patterns and Development: China in Comparison	Wagner, Helmut
478	2012	Demografische Risiken – Herausforderungen für das finanzwirtschaftliche Risikomanagement im Rahmen der betrieblichen Altersversorgung	Merbecks, Ute
479	2012	“It’s all in the Mix!” – Internalizing Externalities with R&D Subsidies and Environmental Liability	Endres, Alfred Friehe, Tim Rundshagen, Bianca
480	2012	Ökonomische Interpretationen der SkalenvARIABLEN u in der DEA	Dellnitz, Andreas Kleine, Andreas Rödder, Wilhelm
481	2012	Entropiebasierte Analyse von Interaktionen in Sozialen Netzwerken	Rödder, Wilhelm Brenner, Dominic Kulmann, Friedhelm
482	2013	Central Bank Independence and Financial Stability: A Tale of Perfect Harmony?	Berger, Wolfram Kißner, Friedrich
483	2013	Energy generation with Directed Technical Change	Kollenbach, Gilbert
484	2013	Monetary Policy and Asset Prices: When Cleaning Up Hits the Zero Lower Bound	Berger, Wolfram Kißner, Friedrich
485	2013	Superknoten in Sozialen Netzwerken – eine entropieoptimale Analyse	Brenner, Dominic, Rödder, Wilhelm, Kulmann, Friedhelm
486	2013	Stimmigkeit von Situation, Organisation und Person: Gestaltungsüberlegungen auf Basis des Informationsverarbeitungsansatzes	Julmi, Christian Lindner, Florian Scherm, Ewald
487	2014	Incentives for Advanced Abatement Technology Under National and International Permit Trading	Endres, Alfred Rundshagen, Bianca

488	2014	Dynamische Effizienzbewertung öffentlicher Dreipartentheater mit der Data Envelopment Analysis	Kleine, Andreas Hoffmann, Steffen
489	2015	Konsensuale Peer-Wahl in der DEA -- Effizienz vs. Skalenertrag	Dellnitz, Andreas Reucher, Elmar
490	2015	Makroprudenzielle Regulierung – eine kurze Einführung und ein Überblick	Velauthapillai, Jeyakrishna
491	2015	SEM modeling with singular moment matrices Part III: GLS estimation	Singer, Hermann
492	2015	Die steuerliche Berücksichtigung von Aufwendungen für ein Studium – Eine Darstellung unter besonderer Berücksichtigung des Hörerstatus	Meyering, Stephan Portheine, Kea
493	2016	Ungewissheit versus Unsicherheit in Sozialen Netzwerken	Rödter, Wilhelm Dellnitz, Andreas Gartner, Ivan
494	2016	Investments in supplier-specific economies of scope with two different services and different supplier characters: two specialists	Fandel, Günter Trockel, Jan
495	2016	An application of the put-call-parity to variance reduced Monte-Carlo option pricing	Müller, Armin